

My Dashboard

Aug 1, 2019 - Aug 31, 2019
Compare to: Jul 1, 2019 - Jul 31, 2019

All Users
+0.00% Sessions

Visits

Aug 1, 2019 - Aug 31, 2019

7,114
% of Total: 100.00% (7,114)

Jul 1, 2019 - Jul 31, 2019

7,742
% of Total: 100.00% (7,742)

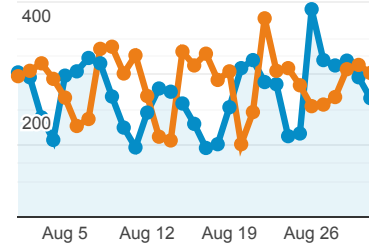
Visits

Aug 1, 2019 - Aug 31, 2019:

● Sessions

Jul 1, 2019 - Jul 31, 2019:

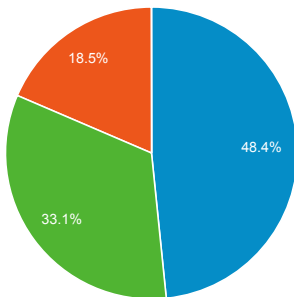
● Sessions



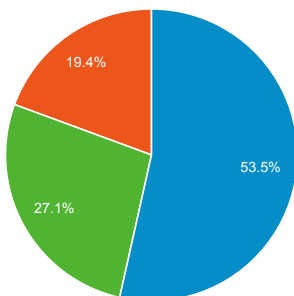
Visits by Traffic Type

■ organic ■ direct ■ referral ■ social

Aug 1, 2019 - Aug 31, 2019



Jul 1, 2019 - Jul 31, 2019

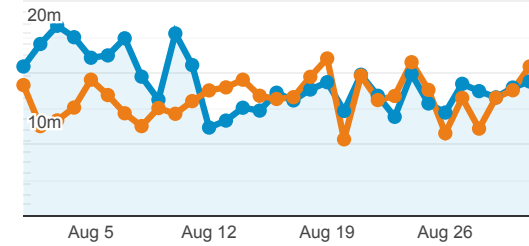


Visits and Pageviews by Mobile

Avg. Visit Duration

Aug 1, 2019 - Aug 31, 2019: ● Avg. Session Duration

Jul 1, 2019 - Jul 31, 2019: ● Avg. Session Duration



Visits and Avg. Visit Duration by Country / Territory

Country	Sessions	Avg. Session Duration
United States		
Aug 1, 2019 - Aug 31, 2019	1,503	00:07:37
Jul 1, 2019 - Jul 31, 2019	1,513	00:10:01
% Change	-0.66%	-24.06%
Colombia		
Aug 1, 2019 - Aug 31, 2019	976	00:15:36
Jul 1, 2019 - Jul 31, 2019	1,189	00:12:05
% Change	-17.91%	29.14%
India		
Aug 1, 2019 - Aug 31, 2019	342	00:08:09
Jul 1, 2019 - Jul 31, 2019	334	00:05:12
% Change	2.40%	56.62%
Germany		
Aug 1, 2019 - Aug 31, 2019	324	00:10:05
Jul 1, 2019 - Jul 31, 2019	304	00:08:36
% Change	6.58%	17.32%
United Kingdom		
Aug 1, 2019 - Aug 31, 2019	311	00:17:17
Jul 1, 2019 - Jul 31, 2019	378	00:14:01
% Change	-17.72%	23.40%
Chile		
Aug 1, 2019 - Aug 31, 2019	287	00:13:26
Jul 1, 2019 - Jul 31, 2019	214	00:12:32

% New Visits

Aug 1, 2019 - Aug 31, 2019

39.60%
Avg for View: 39.60% (0.00%)

Jul 1, 2019 - Jul 31, 2019

39.01%
Avg for View: 39.01% (0.00%)

Unique Visitors

Aug 1, 2019 - Aug 31, 2019

3,198
% of Total: 100.00% (3,198)

Jul 1, 2019 - Jul 31, 2019

3,441
% of Total: 100.00% (3,441)

Pageviews

Aug 1, 2019 - Aug 31, 2019

41,529
% of Total: 100.00% (41,529)

Jul 1, 2019 - Jul 31, 2019

42,591
% of Total: 100.00% (42,591)

Pages / Visit

Aug 1, 2019 - Aug 31, 2019

5.84
Avg for View: 5.84 (0.00%)

Jul 1, 2019 - Jul 31, 2019

5.50
Avg for View: 5.50 (0.00%)

Avg. Time on Page

Aug 1, 2019 - Aug 31, 2019

00:02:33
Avg for View: 00:02:33 (0.00%)

Jul 1, 2019 - Jul 31, 2019

00:02:26
Avg for View: 00:02:26 (0.00%)

Mobile (Including Tablet)	Sessions	Pageviews	% Change	34.11%	7.08%
No					
Brazil					
Aug 1, 2019 - Aug 31, 2019	6,526	40,525	Aug 1, 2019 - Aug 31, 2019	254	00:12:37
Jul 1, 2019 - Jul 31, 2019	7,069	41,397	Jul 1, 2019 - Jul 31, 2019	181	00:12:41
% Change	-7.68%	-2.11%	% Change	40.33%	-0.50%
China					
Aug 1, 2019 - Aug 31, 2019	588	1,004	Aug 1, 2019 - Aug 31, 2019	233	00:01:15
Jul 1, 2019 - Jul 31, 2019	673	1,194	Jul 1, 2019 - Jul 31, 2019	201	00:01:57
% Change	-12.63%	-15.91%	% Change	15.92%	-35.98%
Turkey					
Aug 1, 2019 - Aug 31, 2019			Aug 1, 2019 - Aug 31, 2019	229	00:38:04
Jul 1, 2019 - Jul 31, 2019			Jul 1, 2019 - Jul 31, 2019	244	00:30:15
% Change			% Change	-6.15%	25.85%
Iran					
Aug 1, 2019 - Aug 31, 2019			Aug 1, 2019 - Aug 31, 2019	221	00:09:26
Jul 1, 2019 - Jul 31, 2019			Jul 1, 2019 - Jul 31, 2019	289	00:12:37
% Change			% Change	-23.53%	-25.32%