

My Dashboard

Aug 1, 2014 - Aug 31, 2014

Compare to: Jul 1, 2014 - Jul 31, 2014

All Sessions +0.00%

+ Add Segment

Visits

Aug 1, 2014 - Aug 31, 2014

5,319

% of Total: 100.00% (5,319)



Jul 1, 2014 - Jul 31, 2014

5,772

% of Total: 100.00% (5,772)



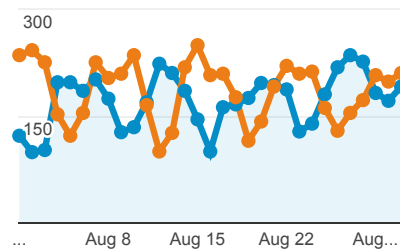
Visits and Visits

Aug 1, 2014 - Aug 31, 2014:

● Sessions

Jul 1, 2014 - Jul 31, 2014:

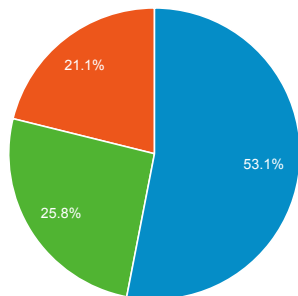
● Sessions



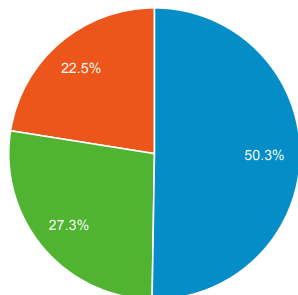
Visits by Traffic Type

■ organic ■ referral ■ direct

Aug 1, 2014 - Aug 31, 2014



Jul 1, 2014 - Jul 31, 2014



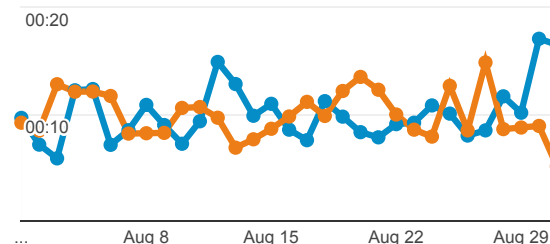
Avg. Visit Duration

Aug 1, 2014 - Aug 31, 2014:

● Avg. Session Duration

Jul 1, 2014 - Jul 31, 2014:

● Avg. Session Duration



Visits and Avg. Visit Duration by Country / Territory

Country / Territory	Sessions	Avg. Session Duration
United States		
Aug 1, 2014 - Aug 31, 2014	1,491	00:08:23
Jul 1, 2014 - Jul 31, 2014	1,358	00:06:12
% Change	9.79%	35.40%
India		
Aug 1, 2014 - Aug 31, 2014	358	00:13:08
Jul 1, 2014 - Jul 31, 2014	349	00:11:16
% Change	2.58%	16.62%
Germany		
Aug 1, 2014 - Aug 31, 2014	337	00:05:14
Jul 1, 2014 - Jul 31, 2014	405	00:05:08
% Change	-16.79%	1.65%
United Kingdom		
Aug 1, 2014 - Aug 31, 2014	241	00:15:01
Jul 1, 2014 - Jul 31, 2014	186	00:17:43
% Change	29.57%	-15.25%
China		
Aug 1, 2014 - Aug 31, 2014	204	00:24:32
Jul 1, 2014 - Jul 31, 2014		

% New Visits

Aug 1, 2014 - Aug 31, 2014

46.14%

Site Avg: 46.14% (0.00%)



Jul 1, 2014 - Jul 31, 2014

45.44%

Site Avg: 45.44% (0.00%)



Unique Visitors

Aug 1, 2014 - Aug 31, 2014

2,782

% of Total: 100.00% (2,782)



Jul 1, 2014 - Jul 31, 2014

2,944

% of Total: 100.00% (2,944)



Pageviews

Aug 1, 2014 - Aug 31, 2014

25,083

% of Total: 100.00% (25,083)



Jul 1, 2014 - Jul 31, 2014

28,755

% of Total: 100.00% (28,755)



Pages / Visit

Aug 1, 2014 - Aug 31, 2014

4.72

Site Avg: 4.72 (0.00%)



Jul 1, 2014 - Jul 31, 2014

4.98

Site Avg: 4.98 (0.00%)



Avg. Time on Page

Aug 1, 2014 - Aug 31, 2014

00:02:45

Site Avg: 00:02:45 (0.00%)



Jul 1, 2014 - Jul 31, 2014

00:02:26

Site Avg: 00:02:26 (0.00%)



Visits and Pageviews by Mobile

Mobile (Including Tablet)	Sessions	Pageviews			
			Jul 1, 2014 - Jul 31, 2014	485	00:21:20
			% Change	-57.94%	15.04%
			Chile		
No			Aug 1, 2014 - Aug 31, 2014	200	00:12:21
Aug 1, 2014 - Aug 31, 2014	5,081	24,409	Jul 1, 2014 - Jul 31, 2014	131	00:11:18
Jul 1, 2014 - Jul 31, 2014	5,497	28,132	% Change	52.67%	9.32%
% Change	-7.57%	-13.23%	Colombia		
Yes			Aug 1, 2014 - Aug 31, 2014	181	00:08:20
Aug 1, 2014 - Aug 31, 2014	238	674	Jul 1, 2014 - Jul 31, 2014	239	00:09:01
Jul 1, 2014 - Jul 31, 2014	275	623	% Change	-24.27%	-7.54%
% Change	-13.45%	8.19%	Italy		
			Aug 1, 2014 - Aug 31, 2014	156	00:08:12
			Jul 1, 2014 - Jul 31, 2014	272	00:10:10
			% Change	-42.65%	-19.42%
			Canada		
			Aug 1, 2014 - Aug 31, 2014	150	00:10:51
			Jul 1, 2014 - Jul 31, 2014	182	00:11:41
			% Change	-17.58%	-7.17%
			Brazil		
			Aug 1, 2014 - Aug 31, 2014	133	00:04:23
			Jul 1, 2014 - Jul 31, 2014	129	00:04:35
			% Change	3.10%	-4.47%