

# My Dashboard

Aug 1, 2015 - Aug 31, 2015

Compare to: Jul 1, 2015 - Jul 31, 2015

**All Sessions**  
+0.00%

## Visits

Aug 1, 2015 - Aug 31, 2015

**6,439**

% of Total: 100.00% (6,439)

Jul 1, 2015 - Jul 31, 2015

**7,230**

% of Total: 100.00% (7,230)

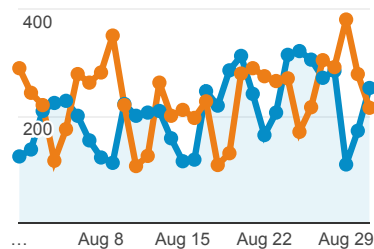
## Visits and Visits

Aug 1, 2015 - Aug 31, 2015:

● Sessions

Jul 1, 2015 - Jul 31, 2015:

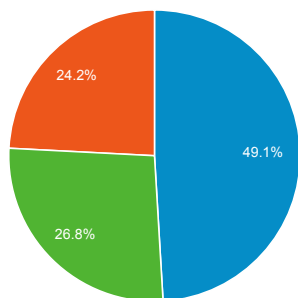
● Sessions



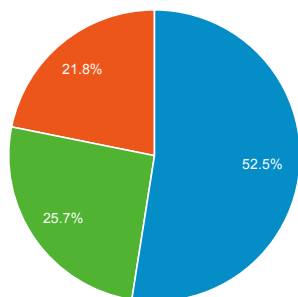
## Visits by Traffic Type

■ organic ■ direct ■ referral

Aug 1, 2015 - Aug 31, 2015



Jul 1, 2015 - Jul 31, 2015



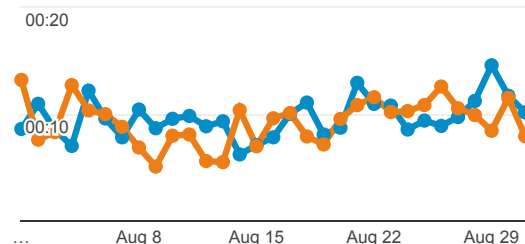
## Avg. Visit Duration

Aug 1, 2015 - Aug 31, 2015:

● Avg. Session Duration

Jul 1, 2015 - Jul 31, 2015:

● Avg. Session Duration



## Visits and Avg. Visit Duration by Country / Territory

Country	Sessions	Avg. Session Duration
United States		
Aug 1, 2015 - Aug 31, 2015	1,651	00:09:30
Jul 1, 2015 - Jul 31, 2015	1,698	00:08:53
<b>% Change</b>	<b>-2.77%</b>	<b>6.99%</b>
Colombia		
Aug 1, 2015 - Aug 31, 2015	503	00:12:00
Jul 1, 2015 - Jul 31, 2015	812	00:13:23
<b>% Change</b>	<b>-38.05%</b>	<b>-10.35%</b>
United Kingdom		
Aug 1, 2015 - Aug 31, 2015	409	00:13:58
Jul 1, 2015 - Jul 31, 2015	393	00:15:05
<b>% Change</b>	<b>4.07%</b>	<b>-7.49%</b>
Germany		
Aug 1, 2015 - Aug 31, 2015	297	00:03:35
Jul 1, 2015 - Jul 31, 2015	368	00:05:00
<b>% Change</b>	<b>-19.29%</b>	<b>-28.52%</b>
Brazil		
Aug 1, 2015 - Aug 31, 2015	262	00:06:26
Jul 1, 2015 - Jul 31, 2015		

## % New Visits

Aug 1, 2015 - Aug 31, 2015

**42.46%**

Avg for View: 42.46% (0.00%)

Jul 1, 2015 - Jul 31, 2015

**45.37%**

Avg for View: 45.37% (0.00%)

## Unique Visitors

Aug 1, 2015 - Aug 31, 2015

**3,121**

% of Total: 100.00% (3,121)

Jul 1, 2015 - Jul 31, 2015

**3,681**

% of Total: 100.00% (3,681)

## Pageviews

Aug 1, 2015 - Aug 31, 2015

**29,961**

% of Total: 100.00% (29,961)

Jul 1, 2015 - Jul 31, 2015

**31,983**

% of Total: 100.00% (31,983)

## Pages / Visit

Aug 1, 2015 - Aug 31, 2015

**4.65**

Avg for View: 4.65 (0.00%)

Jul 1, 2015 - Jul 31, 2015

**4.42**

Avg for View: 4.42 (0.00%)

## Avg. Time on Page

Aug 1, 2015 - Aug 31, 2015

**00:02:38**

Avg for View: 00:02:38 (0.00%)

Jul 1, 2015 - Jul 31, 2015

**00:02:42**

Avg for View: 00:02:42 (0.00%)

Visits and Pageviews by Mobile

Mobile (Including Tablet)	Sessions	Pageviews			
			Jul 1, 2015 - Jul 31, 2015	249	00:09:00
			<b>% Change</b>	<b>5.22%</b>	<b>-28.56%</b>
			India		
No			Aug 1, 2015 - Aug 31, 2015	249	00:07:48
Aug 1, 2015 - Aug 31, 2015	5,879	28,902	Jul 1, 2015 - Jul 31, 2015	356	00:10:40
Jul 1, 2015 - Jul 31, 2015	6,765	31,079	<b>% Change</b>	<b>-30.06%</b>	<b>-26.92%</b>
<b>% Change</b>	<b>-13.10%</b>	<b>-7.00%</b>	Russia		
Yes			Aug 1, 2015 - Aug 31, 2015	228	00:03:57
Aug 1, 2015 - Aug 31, 2015	560	1,059	Jul 1, 2015 - Jul 31, 2015	116	00:06:21
Jul 1, 2015 - Jul 31, 2015	465	904	<b>% Change</b>	<b>96.55%</b>	<b>-37.90%</b>
<b>% Change</b>	<b>20.43%</b>	<b>17.15%</b>	Iran		
			Aug 1, 2015 - Aug 31, 2015	215	00:26:52
			Jul 1, 2015 - Jul 31, 2015	191	00:09:47
			<b>% Change</b>	<b>12.57%</b>	<b>174.47%</b>
			Singapore		
			Aug 1, 2015 - Aug 31, 2015	200	00:11:19
			Jul 1, 2015 - Jul 31, 2015	58	00:08:30
			<b>% Change</b>	<b>244.83%</b>	<b>33.29%</b>
			Turkey		
			Aug 1, 2015 - Aug 31, 2015	182	00:14:04
			Jul 1, 2015 - Jul 31, 2015	153	00:04:42
			<b>% Change</b>	<b>18.95%</b>	<b>199.52%</b>