

My Dashboard

Apr 1, 2020 - Apr 30, 2020
Compare to: Mar 2, 2020 - Mar 31, 2020

All Users
+0.00% Sessions

Visits

Apr 1, 2020 - Apr 30, 2020

11,441

% of Total: 100.00% (11,441)



Mar 2, 2020 - Mar 31, 2020

9,957

% of Total: 100.00% (9,957)



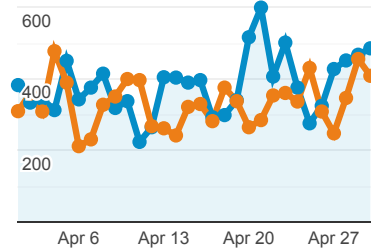
Visits and Visits

Apr 1, 2020 - Apr 30, 2020:

● Sessions

Mar 2, 2020 - Mar 31, 2020:

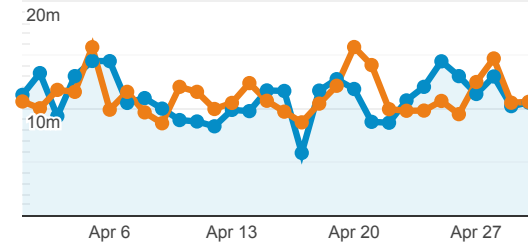
● Sessions



Avg. Visit Duration

Apr 1, 2020 - Apr 30, 2020: ● Avg. Session Duration

Mar 2, 2020 - Mar 31, 2020: ● Avg. Session Duration



Browser

Browser	Pageviews
Chrome	
Apr 1, 2020 - Apr 30, 2020	44,928
Mar 2, 2020 - Mar 31, 2020	41,852
% Change	7.35%
Safari	
Apr 1, 2020 - Apr 30, 2020	3,702
Mar 2, 2020 - Mar 31, 2020	3,282
% Change	12.80%
Firefox	
Apr 1, 2020 - Apr 30, 2020	3,575
Mar 2, 2020 - Mar 31, 2020	2,689
% Change	32.95%
Edge	
Apr 1, 2020 - Apr 30, 2020	2,577
Mar 2, 2020 - Mar 31, 2020	1,552
% Change	66.04%
Opera	
Apr 1, 2020 - Apr 30, 2020	835
Mar 2, 2020 - Mar 31, 2020	103
% Change	710.68%
Internet Explorer	
Apr 1, 2020 - Apr 30, 2020	440
Mar 2, 2020 - Mar 31, 2020	606
% Change	-27.39%
YaBrowser	
Apr 1, 2020 - Apr 30, 2020	215
Mar 2, 2020 - Mar 31, 2020	69
% Change	211.59%
UC Browser	
Apr 1, 2020 - Apr 30, 2020	125
Mar 2, 2020 - Mar 31, 2020	186
% Change	-32.80%
Samsung Internet	
Apr 1, 2020 - Apr 30, 2020	47
Mar 2, 2020 - Mar 31, 2020	33
% Change	42.42%

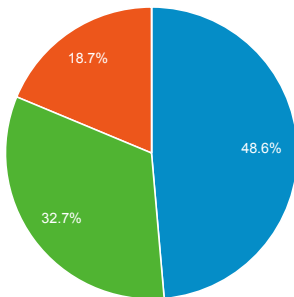
Visits and Avg. Visit Duration by Country / Territory

Country	Sessions	Avg. Session Duration
United States		
Apr 1, 2020 - Apr 30, 2020	2,500	00:11:16
Mar 2, 2020 - Mar 31, 2020	2,075	00:10:57
% Change	20.48%	2.91%
Colombia		
Apr 1, 2020 - Apr 30, 2020	1,706	00:15:36
Mar 2, 2020 - Mar 31, 2020	1,494	00:13:31
% Change	14.19%	15.42%
Turkey		
Apr 1, 2020 - Apr 30, 2020	489	00:11:06
Mar 2, 2020 - Mar 31, 2020	294	00:06:11
% Change	66.33%	79.39%
China		
Apr 1, 2020 - Apr 30, 2020	422	00:08:44
Mar 2, 2020 - Mar 31, 2020	402	00:03:17
% Change	4.98%	165.47%
Germany		
Apr 1, 2020 - Apr 30, 2020	419	00:08:39
Mar 2, 2020 - Mar 31, 2020	276	00:06:23
% Change	51.81%	35.41%
Mexico		

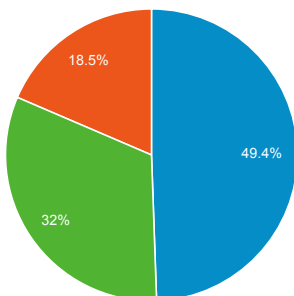
Visits by Traffic Type

■ organic ■ direct ■ referral ■ paid

Apr 1, 2020 - Apr 30, 2020



Mar 2, 2020 - Mar 31, 2020



Visits and Pageviews by Mobile

Mobile (Including Tablet)	Sessions	Pageviews
No		
Apr 1, 2020 - Apr 30, 2020	10,640	54,812
Mar 2, 2020 - Mar 31, 2020	9,295	49,440
% Change	14.47%	10.87%
Yes		
Apr 1, 2020 - Apr 30, 2020	801	1,700
Mar 2, 2020 - Mar 31, 2020	662	979
% Change	21.00%	73.65%

Apr 1, 2020 - Apr 30, 2020	402	00:10:25
Mar 2, 2020 - Mar 31, 2020	301	00:12:16
% Change	33.55%	-15.10%
Brazil		
Apr 1, 2020 - Apr 30, 2020	386	00:22:08
Mar 2, 2020 - Mar 31, 2020	252	00:18:39
% Change	53.17%	18.70%
Spain		
Apr 1, 2020 - Apr 30, 2020	365	00:10:04
Mar 2, 2020 - Mar 31, 2020	203	00:05:47
% Change	79.80%	74.14%
India		
Apr 1, 2020 - Apr 30, 2020	363	00:11:21
Mar 2, 2020 - Mar 31, 2020	256	00:06:09
% Change	41.80%	84.35%
United Kingdom		
Apr 1, 2020 - Apr 30, 2020	305	00:09:36
Mar 2, 2020 - Mar 31, 2020	276	00:10:15
% Change	10.51%	-6.32%

Coc Coc	
Apr 1, 2020 - Apr 30, 2020	16
Mar 2, 2020 - Mar 31, 2020	0
% Change	100.00%

