

# My Dashboard

Apr 1, 2014 - Apr 30, 2014  
Compare to: Mar 2, 2014 - Mar 31, 2014



## Visits

Apr 1, 2014 - Apr 30, 2014

**8,347**

% of Total: 100.00% (8,347)



Mar 2, 2014 - Mar 31, 2014

**7,639**

% of Total: 100.00% (7,639)



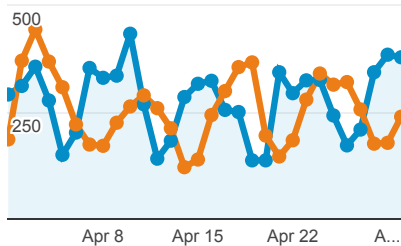
## Visits and Visits

Apr 1, 2014 - Apr 30, 2014:

● Sessions

Mar 2, 2014 - Mar 31, 2014:

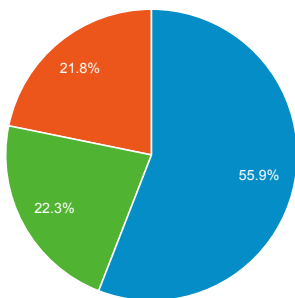
● Sessions



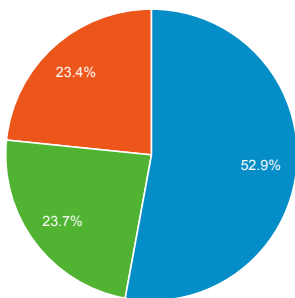
## Visits by Traffic Type

■ organic ■ direct ■ referral

Apr 1, 2014 - Apr 30, 2014



Mar 2, 2014 - Mar 31, 2014



## Visits and Pageviews by Mobile

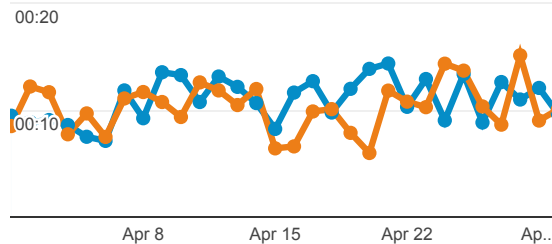
## Avg. Visit Duration

Apr 1, 2014 - Apr 30, 2014:

● Avg. Session Duration

Mar 2, 2014 - Mar 31, 2014:

● Avg. Session Duration



## Visits and Avg. Visit Duration by Country / Territory

Country / Territory	Sessions	Avg. Session Duration
United States		
Apr 1, 2014 - Apr 30, 2014	3,106	00:12:29
Mar 2, 2014 - Mar 31, 2014	1,876	00:11:28
<b>% Change</b>	<b>65.57%</b>	<b>8.90%</b>
Germany		
Apr 1, 2014 - Apr 30, 2014	536	00:11:41
Mar 2, 2014 - Mar 31, 2014	350	00:13:18
<b>% Change</b>	<b>53.14%</b>	<b>-12.09%</b>
Colombia		
Apr 1, 2014 - Apr 30, 2014	478	00:16:08
Mar 2, 2014 - Mar 31, 2014	611	00:12:38
<b>% Change</b>	<b>-21.77%</b>	<b>27.58%</b>
Spain		
Apr 1, 2014 - Apr 30, 2014	355	00:09:29
Mar 2, 2014 - Mar 31, 2014	314	00:14:28
<b>% Change</b>	<b>13.06%</b>	<b>-34.45%</b>
India		
Apr 1, 2014 - Apr 30, 2014	270	00:08:51
Mar 2, 2014 - Mar 31, 2014	242	00:07:28

## % New Visits

Apr 1, 2014 - Apr 30, 2014

**42.83%**

Site Avg: 42.83% (0.00%)



Mar 2, 2014 - Mar 31, 2014

**47.99%**

Site Avg: 47.99% (0.00%)



## Unique Visitors

Apr 1, 2014 - Apr 30, 2014

**4,094**

% of Total: 100.00% (4,094)



Mar 2, 2014 - Mar 31, 2014

**4,151**

% of Total: 100.00% (4,151)



## Pageviews

Apr 1, 2014 - Apr 30, 2014

**42,964**

% of Total: 100.00% (42,964)



Mar 2, 2014 - Mar 31, 2014

**36,446**

% of Total: 100.00% (36,446)



## Pages / Visit

Apr 1, 2014 - Apr 30, 2014

**5.15**

Site Avg: 5.15 (0.00%)



Mar 2, 2014 - Mar 31, 2014

**4.77**

Site Avg: 4.77 (0.00%)



## Avg. Time on Page

Apr 1, 2014 - Apr 30, 2014

**00:02:38**

Site Avg: 00:02:38 (0.00%)



Mar 2, 2014 - Mar 31, 2014

**00:02:44**

Site Avg: 00:02:44 (0.00%)



Mobile (Including Tablet)	Sessions	Pageviews		242	00:07:20
			<b>% Change</b>	<b>11.57%</b>	<b>18.63%</b>
No			Brazil		
Apr 1, 2014 - Apr 30, 2014	8,088	42,516	Apr 1, 2014 - Apr 30, 2014	240	00:12:07
Mar 2, 2014 - Mar 31, 2014	7,366	35,975	Mar 2, 2014 - Mar 31, 2014	330	00:14:14
<b>% Change</b>	<b>9.80%</b>	<b>18.18%</b>	<b>% Change</b>	<b>-27.27%</b>	<b>-14.92%</b>
Yes			Italy		
Apr 1, 2014 - Apr 30, 2014	259	448	Apr 1, 2014 - Apr 30, 2014	221	00:12:47
Mar 2, 2014 - Mar 31, 2014	273	471	Mar 2, 2014 - Mar 31, 2014	226	00:05:23
<b>% Change</b>	<b>-5.13%</b>	<b>-4.88%</b>	<b>% Change</b>	<b>-2.21%</b>	<b>137.77%</b>
			United Kingdom		
			Apr 1, 2014 - Apr 30, 2014	210	00:08:54
			Mar 2, 2014 - Mar 31, 2014	600	00:11:25
			<b>% Change</b>	<b>-65.00%</b>	<b>-22.00%</b>
			Chile		
			Apr 1, 2014 - Apr 30, 2014	205	00:14:47
			Mar 2, 2014 - Mar 31, 2014	76	00:13:48
			<b>% Change</b>	<b>169.74%</b>	<b>7.18%</b>
			Turkey		
			Apr 1, 2014 - Apr 30, 2014	204	00:09:04
			Mar 2, 2014 - Mar 31, 2014	263	00:09:34
			<b>% Change</b>	<b>-22.43%</b>	<b>-5.30%</b>