

My Dashboard

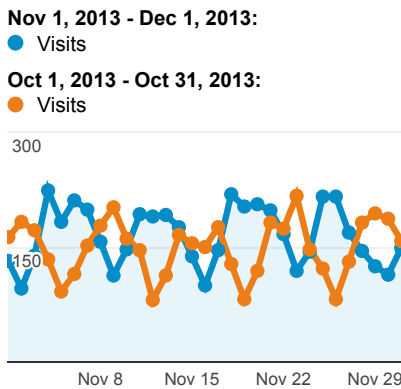
Nov 1, 2013 - Dec 1, 2013  
Compare to: Oct 1, 2013 - Oct 31, 2013

All Visits  
+0.00%

Visits



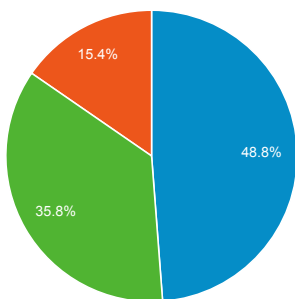
Visits



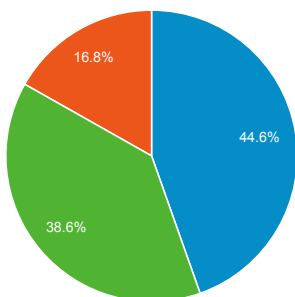
Visits by Traffic Type

■ organic ■ referral ■ direct

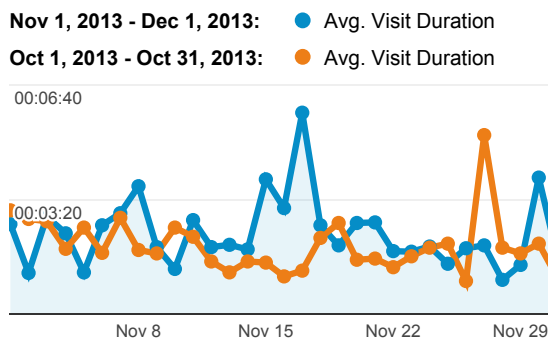
Nov 1, 2013 - Dec 1, 2013



Oct 1, 2013 - Oct 31, 2013



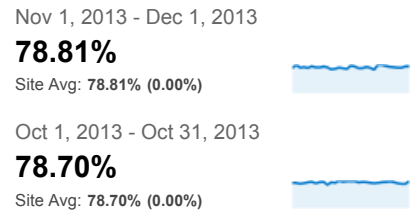
Avg. Visit Duration



Visits and Avg. Visit Duration by Country / Territory

Country / Territory	Visits	Avg. Visit Duration
United States		
Nov 1, 2013 - Dec 1, 2013	1,288	00:03:13
Oct 1, 2013 - Oct 31, 2013	1,254	00:02:43
<b>% Change</b>	<b>2.71%</b>	<b>18.50%</b>
India		
Nov 1, 2013 - Dec 1, 2013	354	00:01:05
Oct 1, 2013 - Oct 31, 2013	306	00:01:33
<b>% Change</b>	<b>15.69%</b>	<b>-29.78%</b>
Germany		
Nov 1, 2013 - Dec 1, 2013	296	00:02:20
Oct 1, 2013 - Oct 31, 2013	236	00:01:23
<b>% Change</b>	<b>25.42%</b>	<b>68.18%</b>
United Kingdom		
Nov 1, 2013 - Dec 1, 2013	234	00:01:43
Oct 1, 2013 - Oct 31, 2013	209	00:03:12
<b>% Change</b>	<b>11.96%</b>	<b>-46.24%</b>
Canada		
Nov 1, 2013 - Dec 1, 2013	211	00:02:00
Oct 1, 2013 - Oct 31, 2013	209	00:02:00
<b>% Change</b>	<b>0.48%</b>	<b>0.00%</b>

% New Visits



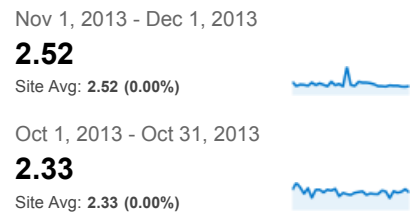
Unique Visitors



Pageviews



Pages / Visit



Avg. Time on Page



3 214 00:03:30

Oct 1, 2013 - Oct 31, 2013 205 00:01:15

**% Change 4.39% 179.70%**

China

Nov 1, 2013 - Dec 1, 2013 159 00:02:37

Oct 1, 2013 - Oct 31, 2013 145 00:01:25

**% Change 9.66% 83.88%**

Italy

Nov 1, 2013 - Dec 1, 2013 123 00:03:00

Oct 1, 2013 - Oct 31, 2013 108 00:01:35

**% Change 13.89% 88.82%**

Brazil

Nov 1, 2013 - Dec 1, 2013 117 00:01:29

Oct 1, 2013 - Oct 31, 2013 101 00:01:53

**% Change 15.84% -21.47%**

France

Nov 1, 2013 - Dec 1, 2013 115 00:02:53

Oct 1, 2013 - Oct 31, 2013 116 00:00:55

**% Change -0.86% 212.91%**

Iran

Nov 1, 2013 - Dec 1, 2013 113 00:01:58

Oct 1, 2013 - Oct 31, 2013 85 00:02:02

**% Change 32.94% -3.03%**

Visits and Pageviews by Mobile

Mobile (Including Tablet)	Visits	Pageviews
No		
Nov 1, 2013 - Dec 1, 2013	4,843	12,306
Oct 1, 2013 - Oct 31, 2013	4,386	10,361
<b>% Change</b>	<b>10.42%</b>	<b>18.77%</b>
Yes		
Nov 1, 2013 - Dec 1, 2013	283	589
Oct 1, 2013 - Oct 31, 2013	258	452
<b>% Change</b>	<b>9.69%</b>	<b>30.31%</b>