

Site Usage

4,381 Visits

Previous: 4,301 (1.86%)

60.49% Bounce Rate

Previous: 63.19% (-4.28%)

12,249 Pageviews

Previous: 11,130 (10.05%)

00:01:47 Avg. Time on Site

Previous: 00:01:47 (0.50%)

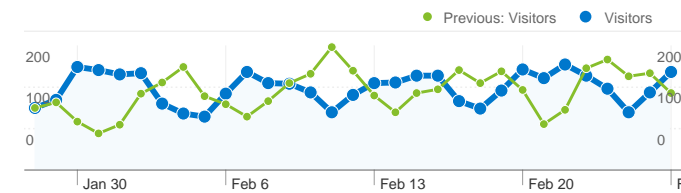
2.80 Pages/Visit

Previous: 2.59 (8.04%)

80.80% % New Visits

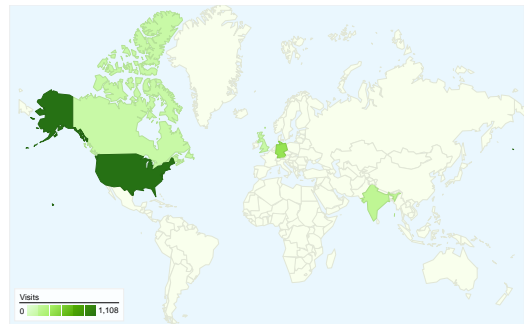
Previous: 76.82% (5.19%)

Visitors Overview

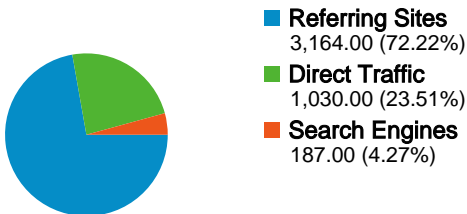


Visitors
3,737

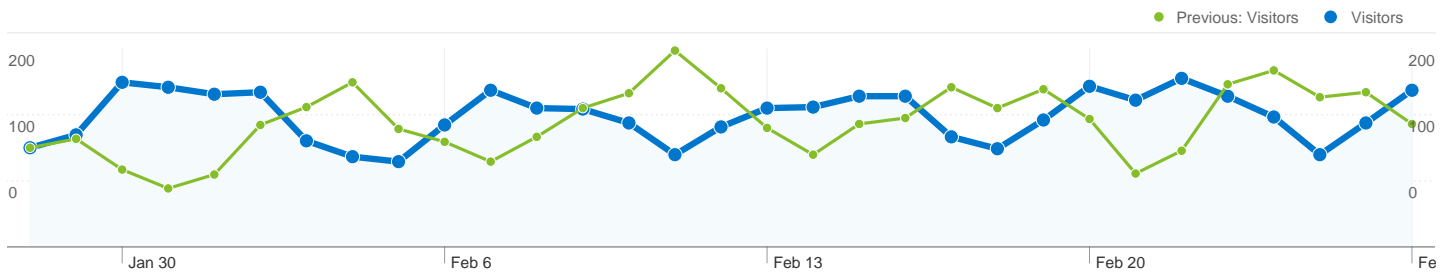
Map Overlay



Traffic Sources Overview



| Content Overview | | |
|---|-----------|-------------|
| Pages | Pageviews | % Pageviews |
| /NEOS/index.php/NEOS_Wiki | | |
| Jan 28, 2012 - Feb 27, 2012 | 4,148 | 33.86% |
| Dec 28, 2011 - Jan 27, 2012 | 3,805 | 34.19% |
| % Change | 9.01% | -0.94% |
| /NEOS/index.php/Optimization_Software_Guide | | |
| Jan 28, 2012 - Feb 27, 2012 | 764 | 6.24% |
| Dec 28, 2011 - Jan 27, 2012 | 666 | 5.98% |
| % Change | 14.71% | 4.24% |
| /NEOS/index.php/Optimization_Tree | | |
| Jan 28, 2012 - Feb 27, 2012 | 664 | 5.42% |
| Dec 28, 2011 - Jan 27, 2012 | 577 | 5.18% |
| % Change | 15.08% | 4.57% |
| /NEOS/index.php/Linear_Programming_FAQ | | |
| Jan 28, 2012 - Feb 27, 2012 | 534 | 4.36% |
| Dec 28, 2011 - Jan 27, 2012 | 472 | 4.24% |
| % Change | 13.14% | 2.80% |
| /NEOS/index.php/Nonlinear_Programming_FAQ | | |
| Jan 28, 2012 - Feb 27, 2012 | 363 | 2.96% |
| Dec 28, 2011 - Jan 27, 2012 | 394 | 3.54% |
| % Change | -7.87% | -16.28% |



3,737 people visited this site

 **4,381** Visits

Previous: 4,301 (1.86%)

 **3,737** Absolute Unique Visitors


Previous: 3,481 (7.35%)

 **12,249** Pageviews

Previous: 11,130 (10.05%)

 **2.80** Average Pageviews


Previous: 2.59 (8.04%)

 **00:01:47** Time on Site

Previous: 00:01:47 (0.50%)

 **60.49%** Bounce Rate

Previous: 63.19% (-4.28%)

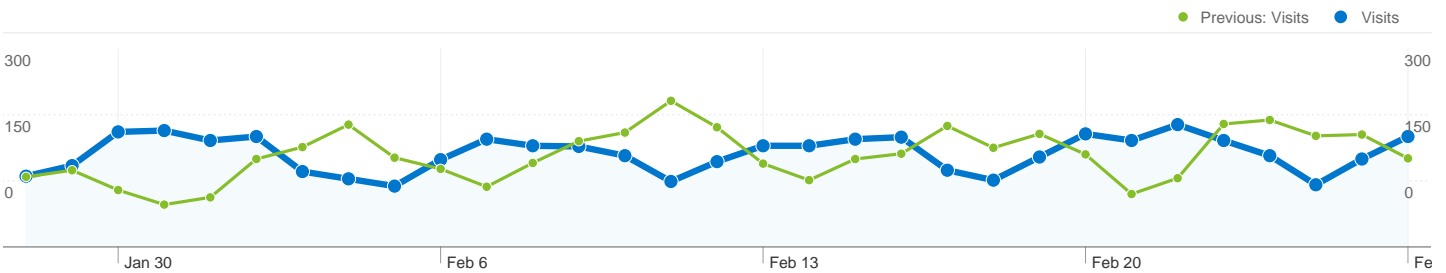
 **80.80%** New Visits

Previous: 76.82% (5.19%)

Technical Profile

| Browser | Visits | % visits |
|-----------------------------|--------|----------|
| Firefox | | |
| Jan 28, 2012 - Feb 27, 2012 | 1,632 | 37.25% |
| Dec 28, 2011 - Jan 27, 2012 | 1,749 | 40.66% |
| % Change | -6.69% | -8.39% |
| Chrome | | |
| Jan 28, 2012 - Feb 27, 2012 | 1,347 | 30.75% |
| Dec 28, 2011 - Jan 27, 2012 | 1,176 | 27.34% |
| % Change | 14.54% | 12.45% |

| Internet Explorer | | |
|-----------------------------|---------|---------|
| Jan 28, 2012 - Feb 27, 2012 | 961 | 21.94% |
| Dec 28, 2011 - Jan 27, 2012 | 892 | 20.74% |
| % Change | 7.74% | 5.77% |
| Safari | | |
| Jan 28, 2012 - Feb 27, 2012 | 255 | 5.82% |
| Dec 28, 2011 - Jan 27, 2012 | 263 | 6.11% |
| % Change | -3.04% | -4.81% |
| Opera | | |
| Jan 28, 2012 - Feb 27, 2012 | 127 | 2.90% |
| Dec 28, 2011 - Jan 27, 2012 | 161 | 3.74% |
| % Change | -21.12% | -22.56% |



All traffic sources sent a total of 4,381 visits

23.51% Direct Traffic

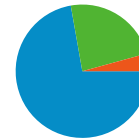
Previous: 22.37% (5.11%)

72.22% Referring Sites

Previous: 70.43% (2.55%)

4.27% Search Engines

Previous: 7.21% (-40.78%)



- **Referring Sites**
3,164.00 (72.22%)
- **Direct Traffic**
1,030.00 (23.51%)
- **Search Engines**
187.00 (4.27%)

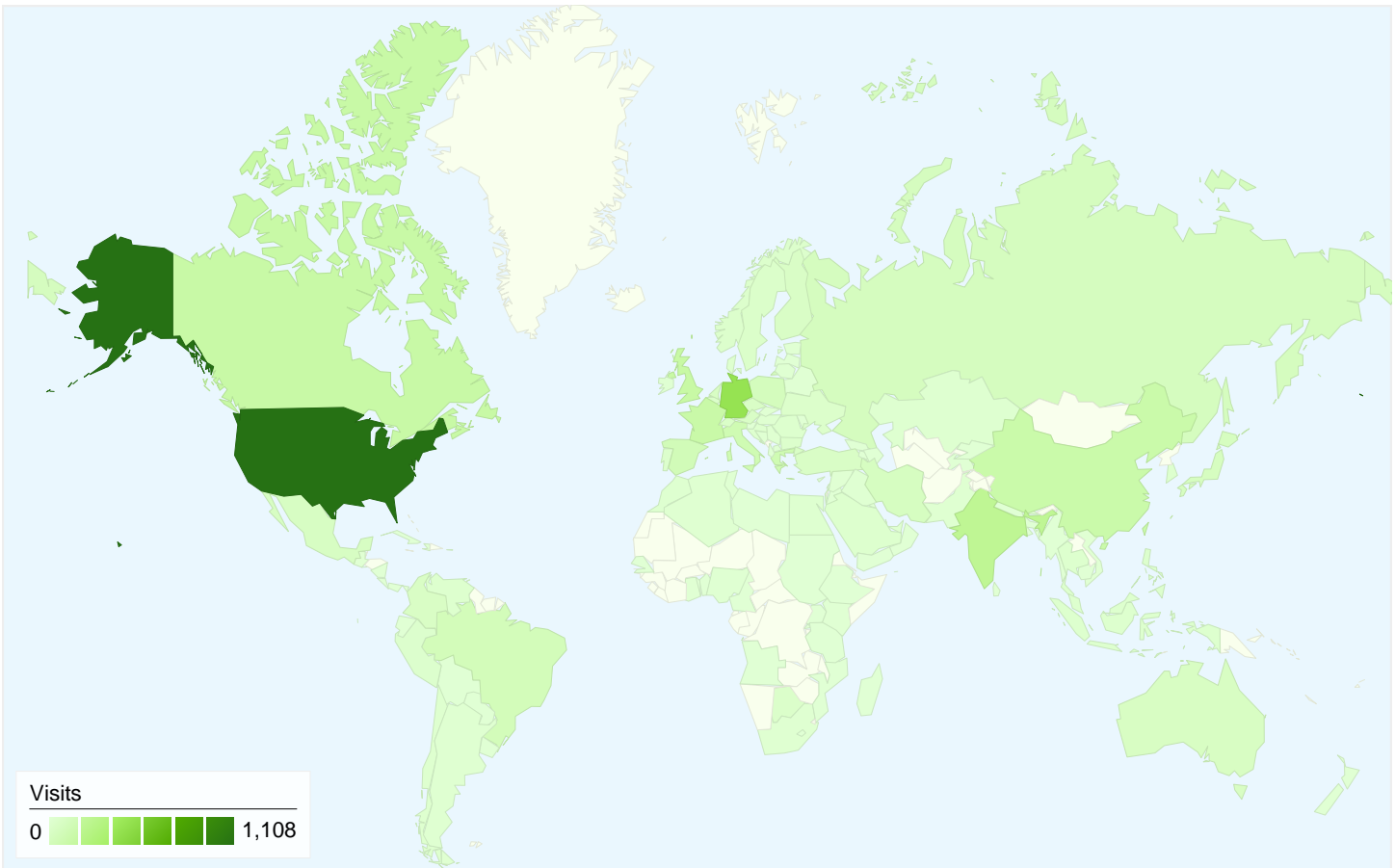
Top Traffic Sources

| Sources | Visits | % visits |
|------------------------------------|--------|----------|
| (direct) ((none)) | | |
| Jan 28, 2012 - Feb 27, 2012 | 1,030 | 23.51% |
| Dec 28, 2011 - Jan 27, 2012 | 962 | 22.37% |
| % Change | 7.07% | 5.11% |
| en.wikipedia.org (referral) | | |
| Jan 28, 2012 - Feb 27, 2012 | 374 | 8.54% |
| Dec 28, 2011 - Jan 27, 2012 | 394 | 9.16% |
| % Change | -5.08% | -6.81% |
| lpsolve.sourceforge.net (referral) | | |
| Jan 28, 2012 - Feb 27, 2012 | 290 | 6.62% |
| Dec 28, 2011 - Jan 27, 2012 | 227 | 5.28% |
| % Change | 27.75% | 25.42% |
| neos-server.org (referral) | | |
| Jan 28, 2012 - Feb 27, 2012 | 259 | 5.91% |
| Dec 28, 2011 - Jan 27, 2012 | 170 | 3.95% |
| % Change | 52.35% | 49.57% |
| google (organic) | | |

| Keywords | Visits | % visits |
|----------------------------------|-----------|-----------|
| (not provided) | | |
| Jan 28, 2012 - Feb 27, 2012 | 37 | 19.79% |
| Dec 28, 2011 - Jan 27, 2012 | 44 | 14.19% |
| % Change | -15.91% | 39.40% |
| optimization software | | |
| Jan 28, 2012 - Feb 27, 2012 | 15 | 8.02% |
| Dec 28, 2011 - Jan 27, 2012 | 32 | 10.32% |
| % Change | -53.12% | -22.29% |
| neos gas problem | | |
| Jan 28, 2012 - Feb 27, 2012 | 14 | 7.49% |
| Dec 28, 2011 - Jan 27, 2012 | 1 | 0.32% |
| % Change | 1,300.00% | 2,220.86% |
| imsl+modeling+language+interface | | |
| Jan 28, 2012 - Feb 27, 2012 | 11 | 5.88% |
| Dec 28, 2011 - Jan 27, 2012 | 5 | 1.61% |
| % Change | 120.00% | 264.71% |
| linear programming | | |

| | | |
|-----------------------------|---------|---------|
| Jan 28, 2012 - Feb 27, 2012 | 180 | 4.11% |
| Dec 28, 2011 - Jan 27, 2012 | 303 | 7.04% |
| % Change | -40.59% | -41.68% |

| | | |
|-----------------------------|---------|---------|
| Jan 28, 2012 - Feb 27, 2012 | 9 | 4.81% |
| Dec 28, 2011 - Jan 27, 2012 | 0 | 0.00% |
| % Change | 100.00% | 100.00% |



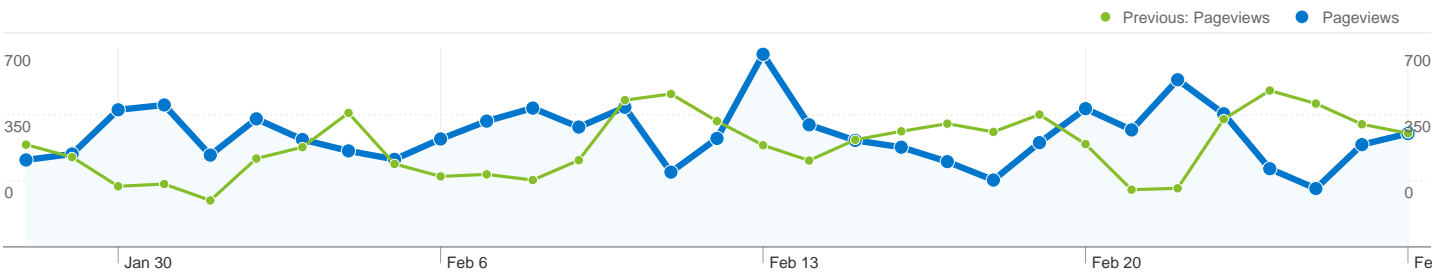
4,381 visits came from 127 countries/territories

Site Usage

| Visits | Pages/Visit | Avg. Time on Site | % New Visits | Bounce Rate | |
|---|---------------------------------------|---|---|--|--------------|
| 4,381 Previous: 4,301 (1.86%) | 2.80 Previous: 2.59 (8.04%) | 00:01:47 Previous: 00:01:47 (0.50%) | 80.83% Previous: 76.84% (5.18%) | 60.49% Previous: 63.19% (-4.28%) | |
| Country/Territory | Visits | Pages/Visit | Avg. Time on Site | % New Visits | Bounce Rate |
| United States | | | | | |
| January 28, 2012 - February 27, 2012 | 1,108 | 3.30 | 00:01:52 | 78.97% | 56.23% |
| December 28, 2011 - January 27, 2012 | 917 | 2.67 | 00:01:30 | 82.88% | 60.96% |
| % Change | 20.83% | 23.52% | 24.97% | -4.72% | -7.76% |
| Germany | | | | | |
| January 28, 2012 - February 27, 2012 | 435 | 2.63 | 00:01:53 | 73.10% | 64.83% |
| December 28, 2011 - January 27, 2012 | 372 | 2.62 | 00:01:51 | 68.55% | 61.56% |
| % Change | 16.94% | 0.24% | 1.76% | 6.65% | 5.31% |
| India | | | | | |
| January 28, 2012 - February 27, 2012 | 212 | 2.41 | 00:01:30 | 87.26% | 62.26% |

| | | | | | |
|--------------------------------------|----------------|---------|----------|---------|--------|
| December 28, 2011 - January 27, 2012 | 241 | 2.32 | 00:01:55 | 86.31% | 66.80% |
| % Change | -12.03% | 3.73% | -21.46% | 1.11% | -6.80% |
| United Kingdom | | | | | |
| January 28, 2012 - February 27, 2012 | 154 | 3.15 | 00:02:21 | 80.52% | 54.55% |
| December 28, 2011 - January 27, 2012 | 136 | 3.33 | 00:03:19 | 69.85% | 52.21% |
| % Change | 13.24% | -5.45% | -29.05% | 15.27% | 4.48% |
| Canada | | | | | |
| January 28, 2012 - February 27, 2012 | 152 | 2.21 | 00:01:04 | 90.13% | 66.45% |
| December 28, 2011 - January 27, 2012 | 142 | 2.62 | 00:01:22 | 91.55% | 58.45% |
| % Change | 7.04% | -15.62% | -22.36% | -1.55% | 13.68% |
| France | | | | | |
| January 28, 2012 - February 27, 2012 | 144 | 2.83 | 00:01:21 | 87.50% | 61.11% |
| December 28, 2011 - January 27, 2012 | 171 | 2.30 | 00:01:28 | 85.96% | 66.67% |
| % Change | -15.79% | 22.97% | -6.90% | 1.79% | -8.33% |
| China | | | | | |
| January 28, 2012 - February 27, 2012 | 138 | 3.29 | 00:02:40 | 80.43% | 52.90% |
| December 28, 2011 - January 27, 2012 | 87 | 3.15 | 00:03:03 | 87.36% | 55.17% |
| % Change | 58.62% | 4.46% | -12.50% | -7.92% | -4.12% |
| Italy | | | | | |
| January 28, 2012 - February 27, 2012 | 110 | 2.90 | 00:01:55 | 86.36% | 59.09% |
| December 28, 2011 - January 27, 2012 | 121 | 2.89 | 00:01:58 | 80.99% | 63.64% |
| % Change | -9.09% | 0.26% | -2.90% | 6.63% | -7.14% |
| Greece | | | | | |
| January 28, 2012 - February 27, 2012 | 108 | 1.78 | 00:01:14 | 86.11% | 70.37% |
| December 28, 2011 - January 27, 2012 | 80 | 2.10 | 00:01:37 | 81.25% | 67.50% |
| % Change | 35.00% | -15.34% | -24.47% | 5.98% | 4.25% |
| Spain | | | | | |
| January 28, 2012 - February 27, 2012 | 94 | 2.84 | 00:01:49 | 76.60% | 57.45% |
| December 28, 2011 - January 27, 2012 | 73 | 3.64 | 00:01:59 | 87.67% | 60.27% |
| % Change | 28.77% | -22.05% | -8.42% | -12.63% | -4.69% |

1 - 10 of 127



Pages on this site were viewed a total of 12,249 times

 **12,249 Pageviews**

Previous: 11,130 (10.05%)

 **9,128 Unique Views**

Previous: 8,652 (5.50%)

 **60.49% Bounce Rate**

Previous: 63.19% (-4.28%)

Top Content

| Pages | Pageviews | % Pageviews |
|--|-----------|-------------|
| /NEOS/index.php/NEOS_Wiki | | |
| Jan 28, 2012 - Feb 27, 2012 | 4,148 | 33.86% |
| Dec 28, 2011 - Jan 27, 2012 | 3,805 | 34.19% |
| % Change | 9.01% | -0.94% |
| /NEOS/index.php/Optimization_Software_Guide | | |
| Jan 28, 2012 - Feb 27, 2012 | 764 | 6.24% |
| Dec 28, 2011 - Jan 27, 2012 | 666 | 5.98% |
| % Change | 14.71% | 4.24% |
| /NEOS/index.php/Optimization_Tree | | |
| Jan 28, 2012 - Feb 27, 2012 | 664 | 5.42% |
| Dec 28, 2011 - Jan 27, 2012 | 577 | 5.18% |
| % Change | 15.08% | 4.57% |
| /NEOS/index.php/Linear_Programming_FAQ | | |
| Jan 28, 2012 - Feb 27, 2012 | 534 | 4.36% |
| Dec 28, 2011 - Jan 27, 2012 | 472 | 4.24% |
| % Change | 13.14% | 2.80% |
| /NEOS/index.php/Nonlinear_Programming_FAQ | | |

| | | |
|-----------------------------|--------|---------|
| Jan 28, 2012 - Feb 27, 2012 | 363 | 2.96% |
| Dec 28, 2011 - Jan 27, 2012 | 394 | 3.54% |
| % Change | -7.87% | -16.28% |