

# My Dashboard

Apr 1, 2013 - Apr 30, 2013  
Compare to: Mar 2, 2013 - Mar 31, 2013

Advanced Segments | + Add Widget | Share | Email | Export

Customize Dashboard | Delete Dashboard

## Visits

Apr 1, 2013 - Apr 30, 2013

**2,419**

% of Total: 100.00% (2,419)



Mar 2, 2013 - Mar 31, 2013

**4,038**

% of Total: 100.00% (4,038)



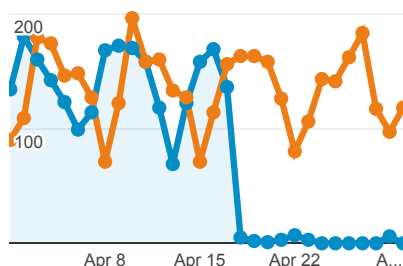
## Visits

Apr 1, 2013 - Apr 30, 2013:

● Visits

Mar 2, 2013 - Mar 31, 2013:

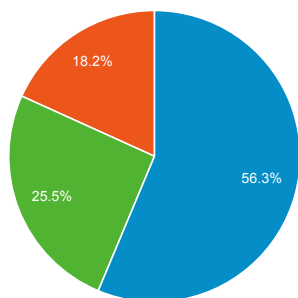
● Visits



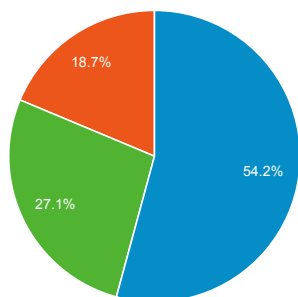
## Visits by Traffic Type

■ referral ■ organic ■ direct

Apr 1, 2013 - Apr 30, 2013



Mar 2, 2013 - Mar 31, 2013



## Visits and Pageviews by Mobile

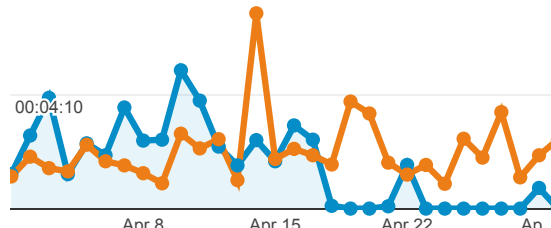
Mobile

## Avg. Visit Duration

Apr 1, 2013 - Apr 30, 2013: ● Avg. Visit Duration

Mar 2, 2013 - Mar 31, 2013: ● Avg. Visit Duration

00:08:20



## Visits and Avg. Visit Duration by Country / Territory

Country / Territory	Visits	Avg. Visit Duration
United States		
Apr 1, 2013 - Apr 30, 2013	751	00:03:09
Mar 2, 2013 - Mar 31, 2013	1,146	00:02:27
<b>% Change</b>	<b>-34.47%</b>	<b>28.77%</b>
Germany		
Apr 1, 2013 - Apr 30, 2013	160	00:02:01
Mar 2, 2013 - Mar 31, 2013	230	00:01:47
<b>% Change</b>	<b>-30.43%</b>	<b>13.16%</b>
Canada		
Apr 1, 2013 - Apr 30, 2013	102	00:01:04
Mar 2, 2013 - Mar 31, 2013	152	00:01:33
<b>% Change</b>	<b>-32.89%</b>	<b>-31.05%</b>
China		
Apr 1, 2013 - Apr 30, 2013	92	00:01:53
Mar 2, 2013 - Mar 31, 2013	155	00:02:08
<b>% Change</b>	<b>-40.65%</b>	<b>-11.34%</b>
India		
Apr 1, 2013 - Apr 30, 2013	91	00:01:38
Mar 2, 2013 - Mar 31, 2013	167	00:01:32
<b>% Change</b>	<b>-45.51%</b>	<b>7.24%</b>

## % New Visits

Apr 1, 2013 - Apr 30, 2013

**76.93%**

Site Avg: 76.93% (0.00%)



Mar 2, 2013 - Mar 31, 2013

**78.36%**

Site Avg: 78.36% (0.00%)



## Unique Visitors

Apr 1, 2013 - Apr 30, 2013

**1,988**

% of Total: 100.00% (1,988)



Mar 2, 2013 - Mar 31, 2013

**3,314**

% of Total: 100.00% (3,314)



## Pageviews

Apr 1, 2013 - Apr 30, 2013

**6,628**

% of Total: 100.00% (6,628)



Mar 2, 2013 - Mar 31, 2013

**10,295**

% of Total: 100.00% (10,295)



## Pages / Visit

Apr 1, 2013 - Apr 30, 2013

**2.74**

Site Avg: 2.74 (0.00%)



Mar 2, 2013 - Mar 31, 2013

**2.55**

Site Avg: 2.55 (0.00%)



## Avg. Time on Page

Apr 1, 2013 - Apr 30, 2013

**00:01:33**

Site Avg: 00:01:33 (0.00%)



Mar 2, 2013 - Mar 31, 2013

**00:01:24**

Site Avg: 00:01:24 (0.00%)



(Including Tablet) Visits Pageviews

No			Poland		
			Apr 1, 2013 - Apr 30, 2013	90	00:10:21
Apr 1, 2013 - Apr 30, 2013	2,346	6,509	Mar 2, 2013 - Mar 31, 2013	161	00:04:11
Mar 2, 2013 - Mar 31, 2013	3,894	9,957	<b>% Change</b>	<b>-44.10%</b>	<b>147.80%</b>
<b>% Change</b>	<b>-39.75%</b>	<b>-34.63%</b>	United Kingdom		
Yes			Apr 1, 2013 - Apr 30, 2013	84	00:03:27
Apr 1, 2013 - Apr 30, 2013	73	119	Mar 2, 2013 - Mar 31, 2013	147	00:01:19
Mar 2, 2013 - Mar 31, 2013	144	338	<b>% Change</b>	<b>-42.86%</b>	<b>161.16%</b>
<b>% Change</b>	<b>-49.31%</b>	<b>-64.79%</b>	Brazil		
			Apr 1, 2013 - Apr 30, 2013	75	00:01:35
			Mar 2, 2013 - Mar 31, 2013	118	00:01:20
			<b>% Change</b>	<b>-36.44%</b>	<b>17.89%</b>
			France		
			Apr 1, 2013 - Apr 30, 2013	67	00:03:21
			Mar 2, 2013 - Mar 31, 2013	116	00:01:01
			<b>% Change</b>	<b>-42.24%</b>	<b>230.47%</b>
			Spain		
			Apr 1, 2013 - Apr 30, 2013	51	00:00:58
			Mar 2, 2013 - Mar 31, 2013	58	00:01:48
			<b>% Change</b>	<b>-12.07%</b>	<b>-46.18%</b>