

# My Dashboard

Jan 1, 2014 - Dec 31, 2014  
Compare to: Jan 1, 2013 - Dec 31, 2013

**All Sessions**  
+0.00%

## Visits

Jan 1, 2014 - Dec 31, 2014

**61,633**

% of Total: 100.00% (61,633)



Jan 1, 2013 - Dec 31, 2013

**42,012**

% of Total: 100.00% (42,012)



## Visits

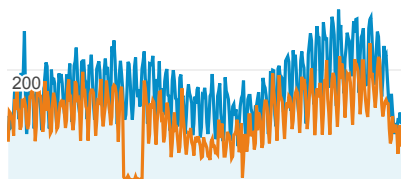
Jan 1, 2014 - Dec 31, 2014:

● Sessions

Jan 1, 2013 - Dec 31, 2013:

● Sessions

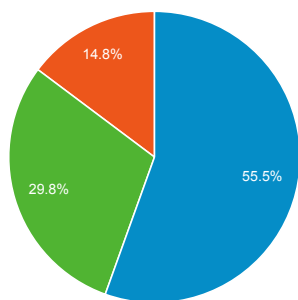
400



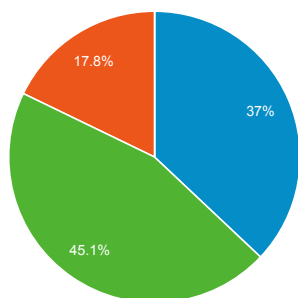
## Visits by Traffic Type

■ organic ■ referral ■ direct  
■ twitter

Jan 1, 2014 - Dec 31, 2014



Jan 1, 2013 - Dec 31, 2013



## Avg. Visit Duration

Jan 1, 2014 - Dec 31, 2014:

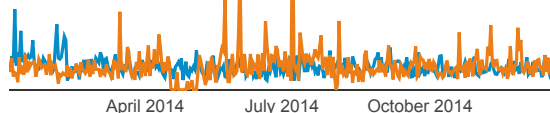
● Avg. Session Duration

Jan 1, 2013 - Dec 31, 2013:

● Avg. Session Duration

00:20

00:10



## Visits and Avg. Visit Duration by Country / Territory

Country	Sessions	Avg. Session Duration
United States		
Jan 1, 2014 - Dec 31, 2014	15,463	00:02:50
Jan 1, 2013 - Dec 31, 2013	11,161	00:03:05
<b>% Change</b>	<b>38.54%</b>	<b>-7.82%</b>
India		
Jan 1, 2014 - Dec 31, 2014	5,098	00:01:48
Jan 1, 2013 - Dec 31, 2013	2,545	00:01:26
<b>% Change</b>	<b>100.31%</b>	<b>26.69%</b>
Germany		
Jan 1, 2014 - Dec 31, 2014	2,981	00:01:59
Jan 1, 2013 - Dec 31, 2013	2,392	00:01:50
<b>% Change</b>	<b>24.62%</b>	<b>7.86%</b>
United Kingdom		
Jan 1, 2014 - Dec 31, 2014	2,487	00:01:36
Jan 1, 2013 - Dec 31, 2013	1,630	00:02:05
<b>% Change</b>	<b>52.58%</b>	<b>-23.31%</b>
Canada		
Jan 1, 2014 - Dec 31, 2014	2,379	00:01:45
Jan 1, 2013 - Dec 31, 2013		

## % New Visits

Jan 1, 2014 - Dec 31, 2014

**77.81%**

Avg for View: 77.81% (0.00%)



Jan 1, 2013 - Dec 31, 2013

**78.16%**

Avg for View: 78.16% (0.00%)



## Unique Visitors

Jan 1, 2014 - Dec 31, 2014

**48,311**

% of Total: 100.00% (48,311)



Jan 1, 2013 - Dec 31, 2013

**33,136**

% of Total: 100.00% (33,136)



## Pageviews

Jan 1, 2014 - Dec 31, 2014

**143,050**

% of Total: 100.00% (143,050)



Jan 1, 2013 - Dec 31, 2013

**106,271**

% of Total: 100.00% (106,271)



## Pages / Visit

Jan 1, 2014 - Dec 31, 2014

**2.32**

Avg for View: 2.32 (0.00%)



Jan 1, 2013 - Dec 31, 2013

**2.53**

Avg for View: 2.53 (0.00%)



## Avg. Time on Page

Jan 1, 2014 - Dec 31, 2014

**00:01:35**

Avg for View: 00:01:35 (0.00%)



Jan 1, 2013 - Dec 31, 2013

**00:01:28**

Avg for View: 00:01:28 (0.00%)



## Visits and Pageviews by Mobile

Mobile (Including Tablet)	Sessions	Pageviews			
			Jan 1, 2013 - Dec 31, 2013	1,488	00:01:56
			<b>% Change</b>	<b>59.88%</b>	<b>-9.16%</b>
			China		
No			Jan 1, 2014 - Dec 31, 2014	2,057	00:02:54
Jan 1, 2014 - Dec 31, 2014	56,699	133,999	Jan 1, 2013 - Dec 31, 2013	1,529	00:02:55
Jan 1, 2013 - Dec 31, 2013	39,852	102,300	<b>% Change</b>	<b>34.53%</b>	<b>-0.58%</b>
<b>% Change</b>	<b>42.27%</b>	<b>30.99%</b>	France		
Yes			Jan 1, 2014 - Dec 31, 2014	1,686	00:02:19
Jan 1, 2014 - Dec 31, 2014	4,934	9,051	Jan 1, 2013 - Dec 31, 2013	1,189	00:01:39
Jan 1, 2013 - Dec 31, 2013	2,160	3,971	<b>% Change</b>	<b>41.80%</b>	<b>40.77%</b>
<b>% Change</b>	<b>128.43%</b>	<b>127.93%</b>	Brazil		
			Jan 1, 2014 - Dec 31, 2014	1,621	00:01:45
			Jan 1, 2013 - Dec 31, 2013	984	00:01:35
			<b>% Change</b>	<b>64.74%</b>	<b>10.87%</b>
			Italy		
			Jan 1, 2014 - Dec 31, 2014	1,173	00:02:07
			Jan 1, 2013 - Dec 31, 2013	1,105	00:02:05
			<b>% Change</b>	<b>6.15%</b>	<b>1.73%</b>
			Iran		
			Jan 1, 2014 - Dec 31, 2014	1,165	00:01:47
			Jan 1, 2013 - Dec 31, 2013	720	00:01:46
			<b>% Change</b>	<b>61.81%</b>	<b>1.62%</b>