

My Dashboard

Jan 1, 2020 - Dec 31, 2020
Compare to: Jan 1, 2019 - Dec 31, 2019

All Users
+0.00% Sessions

Visits

Jan 1, 2020 - Dec 31, 2020

173,111

% of Total: 100.00% (173,111)



Jan 1, 2019 - Dec 31, 2019

158,026

% of Total: 100.00% (158,026)



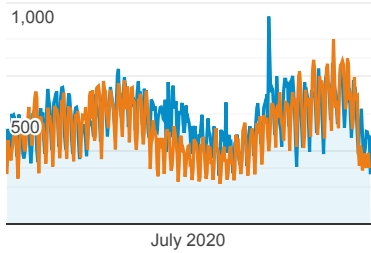
Visits and Visits

Jan 1, 2020 - Dec 31, 2020:

● Sessions

Jan 1, 2019 - Dec 31, 2019:

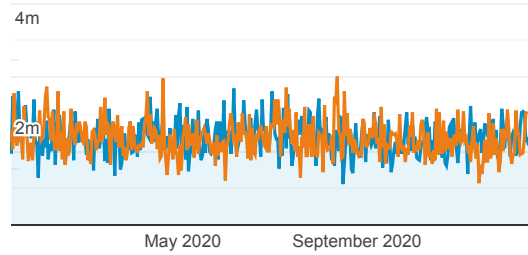
● Sessions



Avg. Visit Duration

Jan 1, 2020 - Dec 31, 2020: ● Avg. Session Duration

Jan 1, 2019 - Dec 31, 2019: ● Avg. Session Duration



Browser

Browser	Pageviews
Chrome	
Jan 1, 2020 - Dec 31, 2020	222,822
Jan 1, 2019 - Dec 31, 2019	199,437
% Change	11.73%
Safari	
Jan 1, 2020 - Dec 31, 2020	29,235
Jan 1, 2019 - Dec 31, 2019	24,507
% Change	19.29%
Firefox	
Jan 1, 2020 - Dec 31, 2020	26,682
Jan 1, 2019 - Dec 31, 2019	30,123
% Change	-11.42%
Edge	
Jan 1, 2020 - Dec 31, 2020	13,284
Jan 1, 2019 - Dec 31, 2019	9,318
% Change	42.56%
Opera	
Jan 1, 2020 - Dec 31, 2020	4,445
Jan 1, 2019 - Dec 31, 2019	3,652
% Change	21.71%
UC Browser	
Jan 1, 2020 - Dec 31, 2020	2,290
Jan 1, 2019 - Dec 31, 2019	2,879
% Change	-20.46%
Internet Explorer	
Jan 1, 2020 - Dec 31, 2020	2,284
Jan 1, 2019 - Dec 31, 2019	3,659
% Change	-37.58%
Samsung Internet	
Jan 1, 2020 - Dec 31, 2020	1,654
Jan 1, 2019 - Dec 31, 2019	1,731
% Change	-4.45%
Android Webview	
Jan 1, 2020 - Dec 31, 2020	778
Jan 1, 2019 - Dec 31, 2019	899
% Change	-13.46%

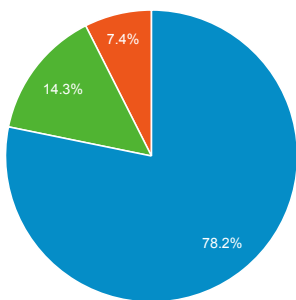
Visits and Avg. Visit Duration by Country / Territory

Country	Sessions	Avg. Session Duration
United States		
Jan 1, 2020 - Dec 31, 2020	36,970	00:01:20
Jan 1, 2019 - Dec 31, 2019	36,641	00:01:21
% Change	0.90%	-1.56%
India		
Jan 1, 2020 - Dec 31, 2020	33,498	00:01:33
Jan 1, 2019 - Dec 31, 2019	29,583	00:01:27
% Change	13.23%	7.28%
China		
Jan 1, 2020 - Dec 31, 2020	7,613	00:01:07
Jan 1, 2019 - Dec 31, 2019	5,314	00:01:34
% Change	43.26%	-28.90%
United Kingdom		
Jan 1, 2020 - Dec 31, 2020	6,197	00:01:26
Jan 1, 2019 - Dec 31, 2019	6,494	00:01:19
% Change	-4.57%	9.53%
Germany		
Jan 1, 2020 - Dec 31, 2020	5,720	00:01:42
Jan 1, 2019 - Dec 31, 2019	5,606	00:01:41
% Change	2.03%	0.98%
Canada		

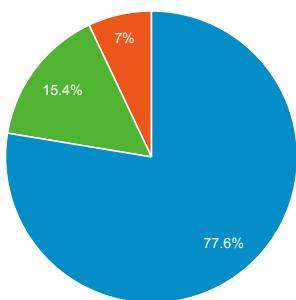
Visits by Traffic Type

organic direct referral
zalo twitter

Jan 1, 2020 - Dec 31, 2020



Jan 1, 2019 - Dec 31, 2019



Visits and Pageviews by Mobile

Mobile (Including Tablet) **Sessions** **Pageviews**

No		
Jan 1, 2020 - Dec 31, 2020	134,999	248,285
Jan 1, 2019 - Dec 31, 2019	122,592	226,481
% Change	10.12%	9.63%

Yes		
Jan 1, 2020 - Dec 31, 2020	38,112	57,384
Jan 1, 2019 - Dec 31, 2019	35,434	52,613
% Change	7.56%	9.07%

Jan 1, 2020 - Dec 31, 2020	5,530	00:01:44
Jan 1, 2019 - Dec 31, 2019	4,752	00:01:27
% Change	16.37%	19.58%
Turkey		
Jan 1, 2020 - Dec 31, 2020	4,050	00:01:58
Jan 1, 2019 - Dec 31, 2019	3,194	00:01:36
% Change	26.80%	22.43%
France		
Jan 1, 2020 - Dec 31, 2020	2,611	00:01:46
Jan 1, 2019 - Dec 31, 2019	2,440	00:01:31
% Change	7.01%	15.64%
Japan		
Jan 1, 2020 - Dec 31, 2020	2,586	00:01:14
Jan 1, 2019 - Dec 31, 2019	3,441	00:00:46
% Change	-24.85%	59.28%
Pakistan		
Jan 1, 2020 - Dec 31, 2020	2,564	00:02:14
Jan 1, 2019 - Dec 31, 2019	1,702	00:01:50
% Change	50.65%	21.87%

Mozilla Compatible Agent	
Jan 1, 2020 - Dec 31, 2020	714
Jan 1, 2019 - Dec 31, 2019	38
% Change	1,778.95%

