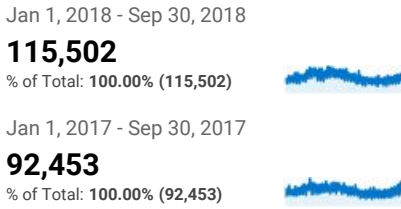


My Dashboard

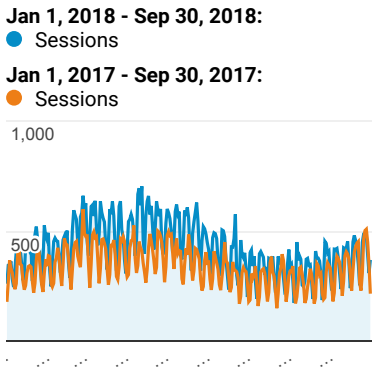
Jan 1, 2018 - Sep 30, 2018
Compare to: Jan 1, 2017 - Sep 30, 2017

All Users
+0.00% Sessions

Visits



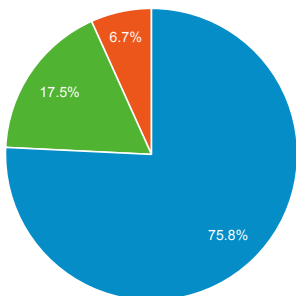
Visits and Visits



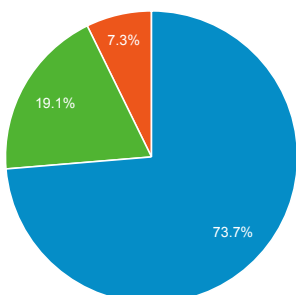
Visits by Traffic Type

- organic
- direct
- referral
- twitter
- www.bit.ly/2mymMAh
- Other

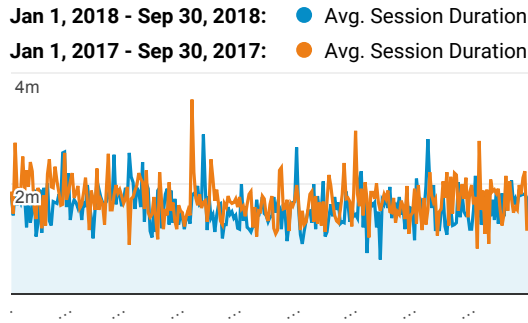
Jan 1, 2018 - Sep 30, 2018



Jan 1, 2017 - Sep 30, 2017



Avg. Visit Duration



Visits and Avg. Visit Duration by Country / Territory

Country	Sessions	Avg. Session Duration
United States		
Jan 1, 2018 - Sep 30, 2018	23,360	00:01:25
Jan 1, 2017 - Sep 30, 2017	20,210	00:01:46
% Change	15.59%	-19.54%
India		
Jan 1, 2018 - Sep 30, 2018	19,207	00:01:22
Jan 1, 2017 - Sep 30, 2017	13,992	00:01:23
% Change	37.27%	-0.09%
United Kingdom		
Jan 1, 2018 - Sep 30, 2018	4,883	00:01:31
Jan 1, 2017 - Sep 30, 2017	3,693	00:01:27
% Change	32.22%	4.98%
Germany		
Jan 1, 2018 - Sep 30, 2018	4,796	00:01:28
Jan 1, 2017 - Sep 30, 2017	3,879	00:01:31
% Change	23.64%	-3.63%
Canada		
Jan 1, 2018 - Sep 30, 2018	3,462	00:01:20
Jan 1, 2017 - Sep 30, 2017	3,055	00:01:55
% Change	13.32%	-30.40%

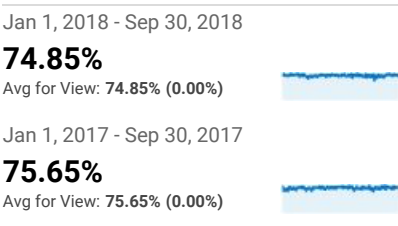
Browser

Browser	Pageviews
Chrome	
Jan 1, 2018 - Sep 30, 2018	145,197
Jan 1, 2017 - Sep 30, 2017	117,836
% Change	23.22%
Firefox	
Jan 1, 2018 - Sep 30, 2018	24,813
Jan 1, 2017 - Sep 30, 2017	27,348
% Change	-9.27%
Safari	
Jan 1, 2018 - Sep 30, 2018	14,335
Jan 1, 2017 - Sep 30, 2017	13,631
% Change	5.16%
Edge	
Jan 1, 2018 - Sep 30, 2018	6,584
Jan 1, 2017 - Sep 30, 2017	4,082
% Change	61.29%
Internet Explorer	
Jan 1, 2018 - Sep 30, 2018	4,822
Jan 1, 2017 - Sep 30, 2017	4,508
% Change	6.97%
Opera	
Jan 1, 2018 - Sep 30, 2018	2,915
Jan 1, 2017 - Sep 30, 2017	1,736
% Change	67.91%
Opera Mini	
Jan 1, 2018 - Sep 30, 2018	1,919
Jan 1, 2017 - Sep 30, 2017	2,358
% Change	-18.62%
UC Browser	
Jan 1, 2018 - Sep 30, 2018	1,740
Jan 1, 2017 - Sep 30, 2017	2,045
% Change	-14.91%
Samsung Internet	
Jan 1, 2018 - Sep 30, 2018	1,166
Jan 1, 2017 - Sep 30, 2017	192

Visits and Pageviews by Mobile

Mobile (Including Tablet)	Sessions	Pageviews	Country	Period	Visits	Time	% Change	Value
No	93,272	172,043	France	Jan 1, 2018 - Sep 30, 2018	2,858	00:01:18		507.29%
				Jan 1, 2017 - Sep 30, 2017	2,232	00:01:30		604
				% Change	28.05%	-12.98%		715
Yes	75,447	150,253	Poland	Jan 1, 2018 - Sep 30, 2018	2,612	00:02:11		
				Jan 1, 2017 - Sep 30, 2017	668	00:01:38		
				% Change	291.02%	33.76%		
Yes	22,230	32,850	China	Jan 1, 2018 - Sep 30, 2018	2,493	00:02:20		
				Jan 1, 2017 - Sep 30, 2017	17,006	00:01:50		
				% Change	0.89%	27.67%		
Yes	17,006	25,319	Turkey	Jan 1, 2018 - Sep 30, 2018	2,405	00:01:42		
				Jan 1, 2017 - Sep 30, 2017	1,794	00:01:46		
				% Change	34.06%	-3.42%		
Yes	22,230	32,850	Taiwan	Jan 1, 2018 - Sep 30, 2018	2,162	00:01:18		
				Jan 1, 2017 - Sep 30, 2017	850	00:01:14		
				% Change	154.35%	4.76%		

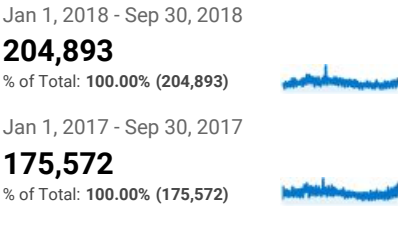
% New Visits



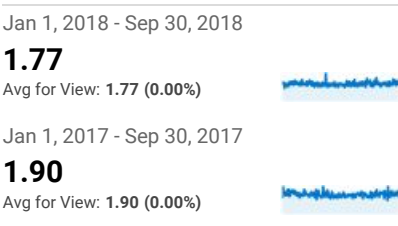
Unique Visitors



Pageviews



Pages / Visit



Avg. Time on Page

