

My Dashboard

Jan 1, 2016 - Dec 31, 2016
Compare to: Jan 1, 2015 - Dec 31, 2015

All Users
+0.00% Sessions

Visits

Jan 1, 2016 - Dec 31, 2016

110,085

% of Total: 100.00% (110,085)



Jan 1, 2015 - Dec 31, 2015

86,766

% of Total: 100.00% (86,766)



Visits

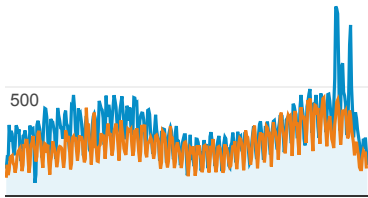
Jan 1, 2016 - Dec 31, 2016:

Sessions

Jan 1, 2015 - Dec 31, 2015:

Sessions

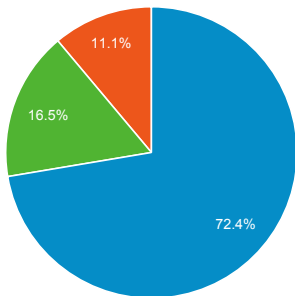
1,000



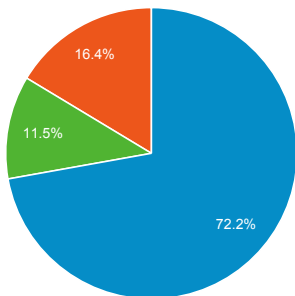
Visits by Traffic Type

organic direct referral social twitter

Jan 1, 2016 - Dec 31, 2016



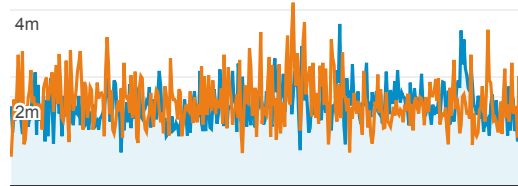
Jan 1, 2015 - Dec 31, 2015



Avg. Visit Duration

Jan 1, 2016 - Dec 31, 2016: Avg. Session Duration

Jan 1, 2015 - Dec 31, 2015: Avg. Session Duration



Visits and Avg. Visit Duration by Country / Territory

Country	Sessions	Avg. Session Duration
United States		
Jan 1, 2016 - Dec 31, 2016	24,711	00:01:50
Jan 1, 2015 - Dec 31, 2015	21,143	00:02:10
% Change	16.88%	-15.26%
India		
Jan 1, 2016 - Dec 31, 2016	15,154	00:01:22
Jan 1, 2015 - Dec 31, 2015	10,830	00:01:31
% Change	39.93%	-10.42%
Germany		
Jan 1, 2016 - Dec 31, 2016	4,577	00:02:01
Jan 1, 2015 - Dec 31, 2015	3,769	00:02:03
% Change	21.44%	-2.17%
United Kingdom		
Jan 1, 2016 - Dec 31, 2016	4,272	00:01:38
Jan 1, 2015 - Dec 31, 2015	3,269	00:01:47
% Change	30.68%	-8.05%
Russia		
Jan 1, 2016 - Dec 31, 2016	4,086	00:02:36
Jan 1, 2015 - Dec 31, 2015	980	00:01:29
% Change	316.94%	76.00%

% New Visits

Jan 1, 2016 - Dec 31, 2016

75.14%

Avg for View: 75.14% (0.00%)



Jan 1, 2015 - Dec 31, 2015

75.59%

Avg for View: 75.59% (0.00%)



Unique Visitors

Jan 1, 2016 - Dec 31, 2016

83,116

% of Total: 100.00% (83,116)



Jan 1, 2015 - Dec 31, 2015

66,008

% of Total: 100.00% (66,008)



Pageviews

Jan 1, 2016 - Dec 31, 2016

222,422

% of Total: 100.00% (222,422)



Jan 1, 2015 - Dec 31, 2015

185,879

% of Total: 100.00% (185,879)



Pages / Visit

Jan 1, 2016 - Dec 31, 2016

2.02

Avg for View: 2.02 (0.00%)



Jan 1, 2015 - Dec 31, 2015

2.14

Avg for View: 2.14 (0.00%)



Avg. Time on Page

Jan 1, 2016 - Dec 31, 2016

00:01:46

Avg for View: 00:01:46 (0.00%)



Jan 1, 2015 - Dec 31, 2015

00:01:40

Avg for View: 00:01:40 (0.00%)



Visits and Pageviews by Mobile

Canada

Mobile (Including Tablet)	Sessions	Pageviews			
			Jan 1, 2016 - Dec 31, 2016	3,602	00:02:01
			Jan 1, 2015 - Dec 31, 2015	2,854	00:01:39
			% Change	26.21%	23.06%
No			Turkey		
Jan 1, 2016 - Dec 31, 2016	90,277	189,706	Jan 1, 2016 - Dec 31, 2016	2,295	00:01:50
Jan 1, 2015 - Dec 31, 2015	75,985	168,948	Jan 1, 2015 - Dec 31, 2015	1,615	00:01:58
% Change	18.81%	12.29%	% Change	42.11%	-6.47%
Yes			China		
Jan 1, 2016 - Dec 31, 2016	19,808	32,716	Jan 1, 2016 - Dec 31, 2016	2,203	00:02:18
Jan 1, 2015 - Dec 31, 2015	10,781	16,931	Jan 1, 2015 - Dec 31, 2015	1,475	00:02:31
% Change	83.73%	93.23%	% Change	49.36%	-8.80%
			France		
			Jan 1, 2016 - Dec 31, 2016	2,047	00:01:40
			Jan 1, 2015 - Dec 31, 2015	1,931	00:02:14
			% Change	6.01%	-25.31%
			Malaysia		
			Jan 1, 2016 - Dec 31, 2016	2,034	00:01:47
			Jan 1, 2015 - Dec 31, 2015	1,125	00:01:27
			% Change	80.80%	23.23%