

My Dashboard

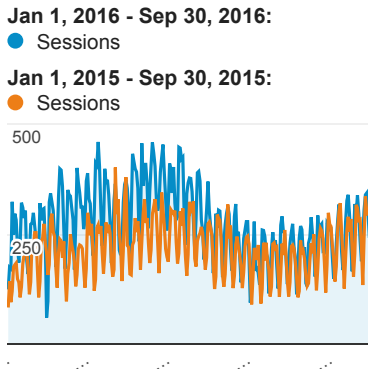
Jan 1, 2016 - Sep 30, 2016
Compare to: Jan 1, 2015 - Sep 30, 2015

All Users
+0.00% Sessions

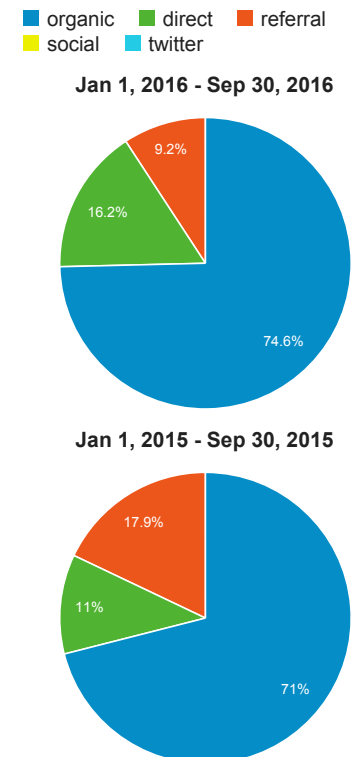
Visits



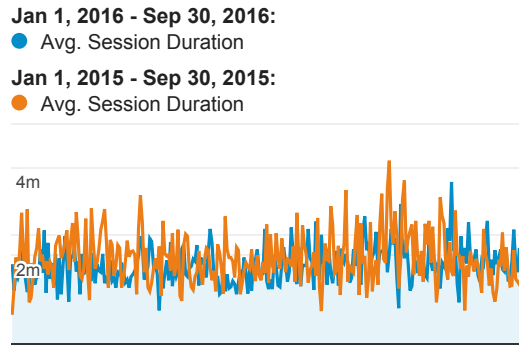
Visits



Visits by Traffic Type



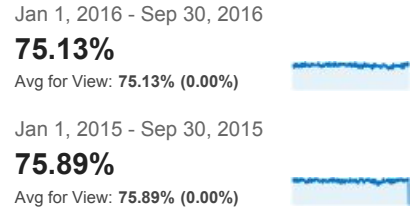
Avg. Visit Duration



Visits and Avg. Visit Duration by Country / Territory

Country	Sessions	Avg. Session Duration
United States		
Jan 1, 2016 - Sep 30, 2016	17,041	00:01:49
Jan 1, 2015 - Sep 30, 2015	14,085	00:02:15
% Change	20.99%	-19.75%
India		
Jan 1, 2016 - Sep 30, 2016	10,804	00:01:21
Jan 1, 2015 - Sep 30, 2015	7,207	00:01:27
% Change	49.91%	-7.30%
Germany		
Jan 1, 2016 - Sep 30, 2016	3,521	00:02:06
Jan 1, 2015 - Sep 30, 2015	2,605	00:02:17
% Change	35.16%	-8.19%
United Kingdom		
Jan 1, 2016 - Sep 30, 2016	3,148	00:01:43
Jan 1, 2015 - Sep 30, 2015	2,259	00:01:49
% Change	39.35%	-5.06%
Canada		
Jan 1, 2016 - Sep 30, 2016	2,309	00:02:10
Jan 1, 2015 - Sep 30, 2015	1,972	00:01:49

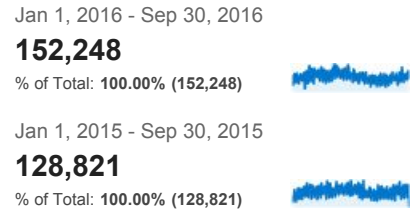
% New Visits



Unique Visitors



Pageviews



Pages / Visit



Avg. Time on Page



Visits and Pageviews by Mobile

Mobile (Including Tablet)	Sessions	Pageviews
No		
Jan 1, 2016 - Sep 30, 2016	63,371	132,597
Jan 1, 2015 - Sep 30, 2015	51,992	117,500
% Change	21.89%	12.85%
Yes		
Jan 1, 2016 - Sep 30, 2016	12,132	19,651
Jan 1, 2015 - Sep 30, 2015	6,901	11,321
% Change	75.80%	73.58%

015	1,072	00:01:43
% Change	17.09%	19.59%
Turkey		
Jan 1, 2016 - Sep 30, 2016	1,526	00:02:04
Jan 1, 2015 - Sep 30, 2015	966	00:02:01
% Change	57.97%	2.53%
Malaysia		
Jan 1, 2016 - Sep 30, 2016	1,490	00:01:47
Jan 1, 2015 - Sep 30, 2015	764	00:01:21
% Change	95.03%	32.35%
Brazil		
Jan 1, 2016 - Sep 30, 2016	1,435	00:02:22
Jan 1, 2015 - Sep 30, 2015	1,352	00:02:09
% Change	6.14%	10.41%
China		
Jan 1, 2016 - Sep 30, 2016	1,422	00:02:03
Jan 1, 2015 - Sep 30, 2015	1,096	00:02:17
% Change	29.74%	-10.44%
France		
Jan 1, 2016 - Sep 30, 2016	1,404	00:01:46
Jan 1, 2015 - Sep 30, 2015	1,365	00:02:32
% Change	2.86%	-30.37%