

**My Dashboard**

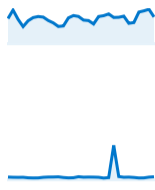
Sep 1, 2021 - Sep 30, 2021  
Compare to: Aug 2, 2021 - Aug 31, 2021

All Users  
+0.00% Sessions

**Visits**

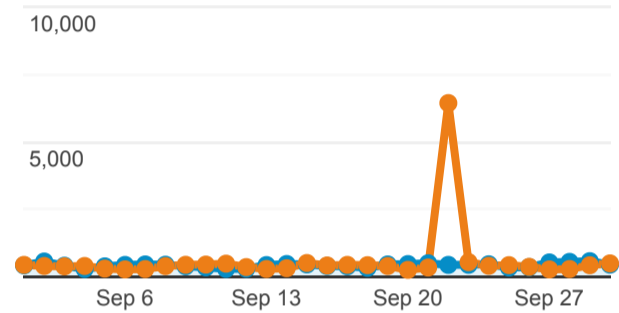
Sep 1, 2021 - Sep 30, 2021  
**12,574**  
% of Total: 100.00% (12,574)

Aug 2, 2021 - Aug 31, 2021  
**17,445**  
% of Total: 100.00% (17,445)



**Visits**

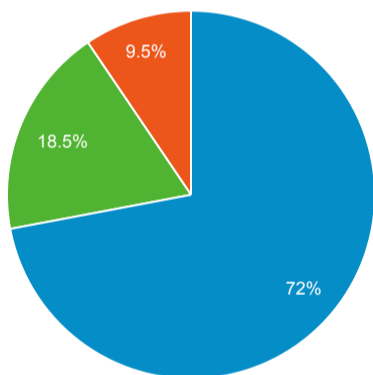
Sep 1, 2021 - Sep 30, 2021: Sessions  
Aug 2, 2021 - Aug 31, 2021: Sessions



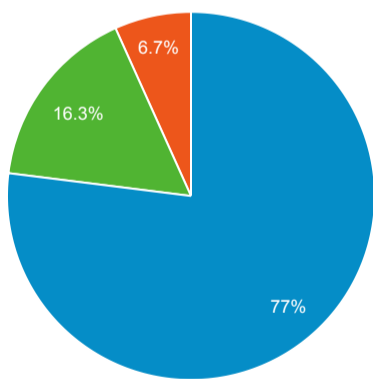
**Visits by Traffic Type**

organic direct referral

Sep 1, 2021 - Sep 30, 2021



Aug 2, 2021 - Aug 31, 2021

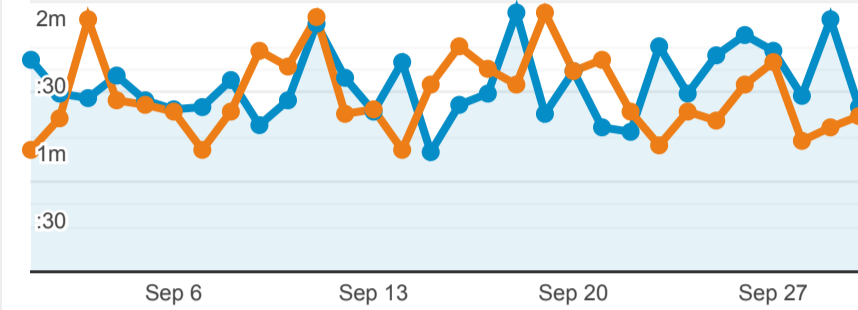


**Visits and Pageviews by Mobile**

Mobile (Including Tablet)	Sessions	Pageviews
No		
Sep 1, 2021 - Sep 30, 2021	9,003	15,989
Aug 2, 2021 - Aug 31, 2021	8,071	14,181
<b>% Change</b>	<b>11.55%</b>	<b>12.75%</b>
Yes		
Sep 1, 2021 - Sep 30, 2021	3,571	5,087
Aug 2, 2021 - Aug 31, 2021	9,374	11,485
<b>% Change</b>	<b>-61.91%</b>	<b>-55.71%</b>

**Avg. Visit Duration**

Sep 1, 2021 - Sep 30, 2021: Avg. Session Duration  
Aug 2, 2021 - Aug 31, 2021: Avg. Session Duration



**Visits and Avg. Visit Duration by Country / Territory**

Country	Sessions	Avg. Session Duration
<b>India</b>		
Sep 1, 2021 - Sep 30, 2021	2,870	00:01:14
Aug 2, 2021 - Aug 31, 2021	9,376	00:01:09
<b>% Change</b>	<b>-69.39%</b>	<b>7.08%</b>
<b>United States</b>		
Sep 1, 2021 - Sep 30, 2021	2,621	00:01:02
Aug 2, 2021 - Aug 31, 2021	1,694	00:01:13
<b>% Change</b>	<b>54.72%</b>	<b>-14.25%</b>
<b>China</b>		
Sep 1, 2021 - Sep 30, 2021	1,277	00:00:40
Aug 2, 2021 - Aug 31, 2021	1,445	00:00:47
<b>% Change</b>	<b>-11.63%</b>	<b>-15.34%</b>
<b>Germany</b>		
Sep 1, 2021 - Sep 30, 2021	317	00:01:39
Aug 2, 2021 - Aug 31, 2021	388	00:01:57
<b>% Change</b>	<b>-18.30%</b>	<b>-16.02%</b>
<b>Canada</b>		
Sep 1, 2021 - Sep 30, 2021	252	00:01:17
Aug 2, 2021 - Aug 31, 2021	156	00:01:06
<b>% Change</b>	<b>61.54%</b>	<b>16.79%</b>
<b>United Kingdom</b>		
Sep 1, 2021 - Sep 30, 2021	236	00:01:23
Aug 2, 2021 - Aug 31, 2021	207	00:01:27
<b>% Change</b>	<b>14.01%</b>	<b>-4.80%</b>
<b>Singapore</b>		
Sep 1, 2021 - Sep 30, 2021	219	00:02:15
Aug 2, 2021 - Aug 31, 2021	76	00:00:57
<b>% Change</b>	<b>188.16%</b>	<b>134.92%</b>
<b>Indonesia</b>		
Sep 1, 2021 - Sep 30, 2021	212	00:02:47
Aug 2, 2021 - Aug 31, 2021	112	00:03:58
<b>% Change</b>	<b>89.29%</b>	<b>-29.75%</b>
<b>Philippines</b>		
Sep 1, 2021 - Sep 30, 2021	200	00:01:11
Aug 2, 2021 - Aug 31, 2021	123	00:00:49
<b>% Change</b>	<b>62.60%</b>	<b>46.32%</b>
<b>Iran</b>		
Sep 1, 2021 - Sep 30, 2021	196	00:05:04

**% New Visits**

Sep 1, 2021 - Sep 30, 2021  
**80.93%**  
Avg for View: 80.93% (0.00%)

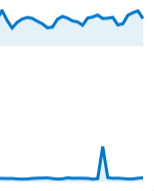
Aug 2, 2021 - Aug 31, 2021  
**83.88%**  
Avg for View: 83.88% (0.00%)



**Unique Visitors**

Sep 1, 2021 - Sep 30, 2021  
**10,600**  
% of Total: 100.00% (10,600)

Aug 2, 2021 - Aug 31, 2021  
**14,969**  
% of Total: 100.00% (14,969)



**Pageviews**

Sep 1, 2021 - Sep 30, 2021  
**21,076**  
% of Total: 100.00% (21,076)

Aug 2, 2021 - Aug 31, 2021  
**25,666**  
% of Total: 100.00% (25,666)



**Pages / Visit**

Sep 1, 2021 - Sep 30, 2021  
**1.68**  
Avg for View: 1.68 (0.00%)

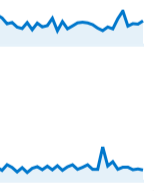
Aug 2, 2021 - Aug 31, 2021  
**1.47**  
Avg for View: 1.47 (0.00%)



**Avg. Time on Page**

Sep 1, 2021 - Sep 30, 2021  
**00:02:01**  
Avg for View: 00:02:01 (0.00%)

Aug 2, 2021 - Aug 31, 2021  
**00:02:41**  
Avg for View: 00:02:41 (0.00%)



Aug 2, 2021 - Aug 31, 2021

143

00:01:41

**% Change**

**37.06%**

**201.92%**

