

## My Dashboard

Sep 1, 2020 - Sep 30, 2020  
Compare to: Aug 2, 2020 - Aug 31, 2020

All Users  
+0.00% Sessions

### Visits

Sep 1, 2020 - Sep 30, 2020

**15,366**

% of Total: 100.00% (15,366)

Aug 2, 2020 - Aug 31, 2020

**10,693**

% of Total: 100.00% (10,693)

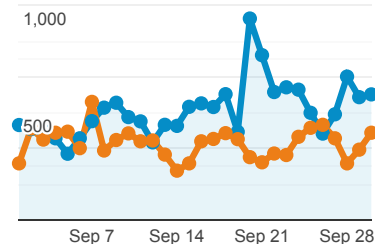
### Visits and Visits

Sep 1, 2020 - Sep 30, 2020:

● Sessions

Aug 2, 2020 - Aug 31, 2020:

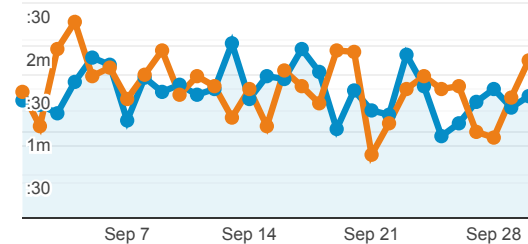
● Sessions



### Avg. Visit Duration

Sep 1, 2020 - Sep 30, 2020: ● Avg. Session Duration

Aug 2, 2020 - Aug 31, 2020: ● Avg. Session Duration



### Browser

Browser	Pageviews
Chrome	
Sep 1, 2020 - Sep 30, 2020	18,697
Aug 2, 2020 - Aug 31, 2020	14,304
<b>% Change</b>	<b>30.71%</b>
Safari	
Sep 1, 2020 - Sep 30, 2020	2,624
Aug 2, 2020 - Aug 31, 2020	1,697
<b>% Change</b>	<b>54.63%</b>
Firefox	
Sep 1, 2020 - Sep 30, 2020	1,585
Aug 2, 2020 - Aug 31, 2020	1,698
<b>% Change</b>	<b>-6.65%</b>
Edge	
Sep 1, 2020 - Sep 30, 2020	1,108
Aug 2, 2020 - Aug 31, 2020	883
<b>% Change</b>	<b>25.48%</b>
Opera	
Sep 1, 2020 - Sep 30, 2020	384
Aug 2, 2020 - Aug 31, 2020	270
<b>% Change</b>	<b>42.22%</b>
Mozilla Compatible Agent	
Sep 1, 2020 - Sep 30, 2020	214
Aug 2, 2020 - Aug 31, 2020	2
<b>% Change</b>	<b>10,600.00%</b>
Samsung Internet	
Sep 1, 2020 - Sep 30, 2020	186
Aug 2, 2020 - Aug 31, 2020	89
<b>% Change</b>	<b>108.99%</b>
UC Browser	

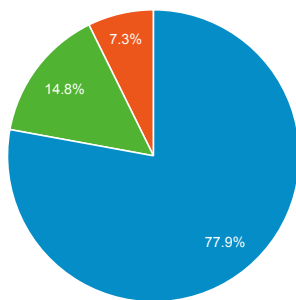
### Visits and Avg. Visit Duration by Country / Territory

Country	Sessions	Avg. Session Duration
India		
Sep 1, 2020 - Sep 30, 2020	4,419	00:01:23
Aug 2, 2020 - Aug 31, 2020	2,642	00:01:35
<b>% Change</b>	<b>67.26%</b>	<b>-12.50%</b>
United States		
Sep 1, 2020 - Sep 30, 2020	3,016	00:01:20
Aug 2, 2020 - Aug 31, 2020	2,144	00:01:29
<b>% Change</b>	<b>40.67%</b>	<b>-9.84%</b>
China		
Sep 1, 2020 - Sep 30, 2020	1,028	00:00:55
Aug 2, 2020 - Aug 31, 2020	383	00:01:21
<b>% Change</b>	<b>168.41%</b>	<b>-32.23%</b>
Canada		
Sep 1, 2020 - Sep 30, 2020	434	00:01:49
Aug 2, 2020 - Aug 31, 2020	252	00:00:51
<b>% Change</b>	<b>72.22%</b>	<b>111.46%</b>
Germany		
Sep 1, 2020 - Sep 30, 2020	378	00:01:29
Aug 2, 2020 - Aug 31, 2020	349	00:01:52
<b>% Change</b>	<b>8.31%</b>	<b>-20.48%</b>
United Kingdom		

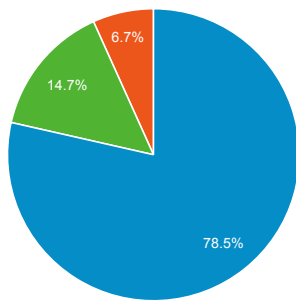
### Visits by Traffic Type

■ organic ■ direct ■ referral

Sep 1, 2020 - Sep 30, 2020



Aug 2, 2020 - Aug 31, 2020



### Visits and Pageviews by Mobile

Mobile

(Including Tablet)

Sessions Pageviews

No		
Sep 1, 2020 - Sep 30, 2020	10,845	18,908
Aug 2, 2020 - Aug 31, 2020	8,296	15,639
% Change	30.73%	20.90%
Yes		
Sep 1, 2020 - Sep 30, 2020	4,521	6,322
Aug 2, 2020 - Aug 31, 2020	2,397	3,576
% Change	88.61%	76.79%

Sep 1, 2020 - Sep 30, 2020

341

00:01:07

Sep 1, 2020 - Sep 30, 2020

146

Aug 2, 2020 - Aug 31, 2020

318

00:01:25

Aug 2, 2020 - Aug 31, 2020

82

% Change

7.23%

-21.09%

% Change

78.05%

Pakistan

Internet Explorer

Sep 1, 2020 - Sep 30, 2020

335

00:03:50

Sep 1, 2020 - Sep 30, 2020

106

Aug 2, 2020 - Aug 31, 2020

187

00:01:11

Aug 2, 2020 - Aug 31, 2020

77

% Change

79.14%

222.77%

% Change

37.66%

Australia

Android Webview

Sep 1, 2020 - Sep 30, 2020

272

00:01:25

Sep 1, 2020 - Sep 30, 2020

91

Aug 2, 2020 - Aug 31, 2020

221

00:01:09

Aug 2, 2020 - Aug 31, 2020

39

% Change

23.08%

22.56%

% Change

133.33%

South Korea

Sep 1, 2020 - Sep 30, 2020

234

00:01:03

### % New Visits

Aug 2, 2020 - Aug 31, 2020

156

00:01:05

Sep 1, 2020 - Sep 30, 2020

**79.03%**

Avg for View: 79.03% (0.00%)



% Change

50.00%

-2.57%

Aug 2, 2020 - Aug 31, 2020

**77.71%**

Avg for View: 77.71% (0.00%)



Brazil

Sep 1, 2020 - Sep 30, 2020

216

00:01:35

### Unique Visitors

Aug 2, 2020 - Aug 31, 2020

210

00:01:36

Sep 1, 2020 - Sep 30, 2020

**12,638**

% of Total: 100.00% (12,638)



% Change

2.86%

-0.38%

Aug 2, 2020 - Aug 31, 2020

**8,753**

% of Total: 100.00% (8,753)



### Pageviews

Sep 1, 2020 - Sep 30, 2020

**25,230**

% of Total: 100.00% (25,230)



Aug 2, 2020 - Aug 31, 2020

**19,215**

% of Total: 100.00% (19,215)



### Pages / Visit

Sep 1, 2020 - Sep 30, 2020

**1.64**

Avg for View: 1.64 (0.00%)



Aug 2, 2020 - Aug 31, 2020

**1.80**

Avg for View: 1.80 (0.00%)



### Avg. Time on Page

Sep 1, 2020 - Sep 30, 2020

**00:02:16**

Avg for View: 00:02:16 (0.00%)



Aug 2, 2020 - Aug 31, 2020

**00:01:54**

Avg for View: 00:01:54 (0.00%)



