

My Dashboard

Sep 1, 2017 - Sep 30, 2017
Compare to: Aug 2, 2017 - Aug 31, 2017

All Users
+0.00% Sessions

Visits

Sep 1, 2017 - Sep 30, 2017

10,324

% of Total: 100.00% (10,324)

Aug 2, 2017 - Aug 31, 2017

8,155

% of Total: 100.00% (8,155)

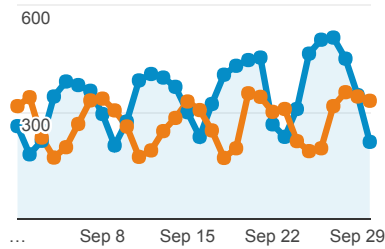
Visits

Sep 1, 2017 - Sep 30, 2017:

● Sessions

Aug 2, 2017 - Aug 31, 2017:

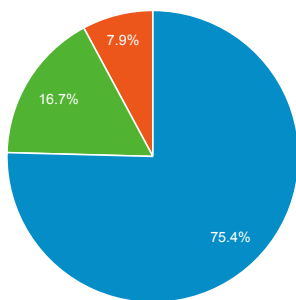
● Sessions



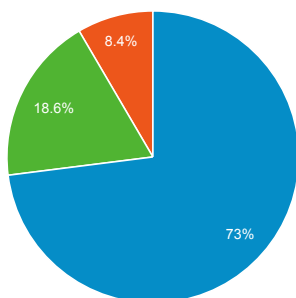
Visits by Traffic Type

■ organic ■ direct ■ referral

Sep 1, 2017 - Sep 30, 2017



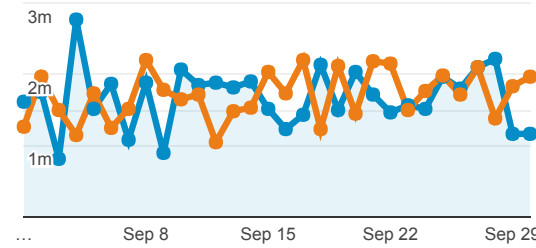
Aug 2, 2017 - Aug 31, 2017



Avg. Visit Duration

Sep 1, 2017 - Sep 30, 2017: ● Avg. Session Duration

Aug 2, 2017 - Aug 31, 2017: ● Avg. Session Duration



Visits and Avg. Visit Duration by Country / Territory

Country	Sessions	Avg. Session Duration
United States		
Sep 1, 2017 - Sep 30, 2017	2,700	00:01:25
Aug 2, 2017 - Aug 31, 2017	1,754	00:01:45
% Change	53.93%	-19.63%
India		
Sep 1, 2017 - Sep 30, 2017	1,290	00:01:28
Aug 2, 2017 - Aug 31, 2017	1,302	00:01:23
% Change	-0.92%	6.83%
Germany		
Sep 1, 2017 - Sep 30, 2017	374	00:01:40
Aug 2, 2017 - Aug 31, 2017	454	00:02:07
% Change	-17.62%	-21.72%
Canada		
Sep 1, 2017 - Sep 30, 2017	358	00:01:49
Aug 2, 2017 - Aug 31, 2017	243	00:01:38
% Change	47.33%	10.77%
United Kingdom		
Sep 1, 2017 - Sep 30, 2017	333	00:02:53
Aug 2, 2017 - Aug 31, 2017	310	00:00:52
% Change	7.42%	234.27%

% New Visits

Sep 1, 2017 - Sep 30, 2017

76.84%

Avg for View: 76.84% (0.00%)

Aug 2, 2017 - Aug 31, 2017

75.74%

Avg for View: 75.74% (0.00%)

Unique Visitors

Sep 1, 2017 - Sep 30, 2017

8,291

% of Total: 100.00% (8,291)

Aug 2, 2017 - Aug 31, 2017

6,484

% of Total: 100.00% (6,484)

Pageviews

Sep 1, 2017 - Sep 30, 2017

20,238

% of Total: 100.00% (20,238)

Aug 2, 2017 - Aug 31, 2017

15,925

% of Total: 100.00% (15,925)

Pages / Visit

Sep 1, 2017 - Sep 30, 2017

1.96

Avg for View: 1.96 (0.00%)

Aug 2, 2017 - Aug 31, 2017

1.95

Avg for View: 1.95 (0.00%)

Avg. Time on Page

Sep 1, 2017 - Sep 30, 2017

00:01:47

Avg for View: 00:01:47 (0.00%)

Aug 2, 2017 - Aug 31, 2017

00:01:48

Avg for View: 00:01:48 (0.00%)

Visits and Pageviews by Mobile

Mobile (Including Tablet)	Sessions	Pageviews
No		
Sep 1, 2017 - Sep 30, 2017	8,696	17,636
Aug 2, 2017 - Aug 31, 2017	6,671	13,761
% Change	30.36%	28.16%
Yes		
Sep 1, 2017 - Sep 30, 2017	1,628	2,602
Aug 2, 2017 - Aug 31, 2017	1,484	2,164
% Change	9.70%	20.24%

China

Sep 1, 2017 - Sep 30, 2017	298	00:02:09
Aug 2, 2017 - Aug 31, 2017	200	00:02:57
% Change	49.00%	-26.75%
France		
Sep 1, 2017 - Sep 30, 2017	254	00:00:56
Aug 2, 2017 - Aug 31, 2017	173	00:01:33
% Change	46.82%	-39.10%
Brazil		
Sep 1, 2017 - Sep 30, 2017	226	00:02:38
Aug 2, 2017 - Aug 31, 2017	227	00:01:31
% Change	-0.44%	74.80%
Colombia		
Sep 1, 2017 - Sep 30, 2017	192	00:03:01
Aug 2, 2017 - Aug 31, 2017	152	00:02:36
% Change	26.32%	16.24%
Italy		
Sep 1, 2017 - Sep 30, 2017	191	00:01:11
Aug 2, 2017 - Aug 31, 2017	88	00:01:00
% Change	117.05%	19.33%