

My Dashboard

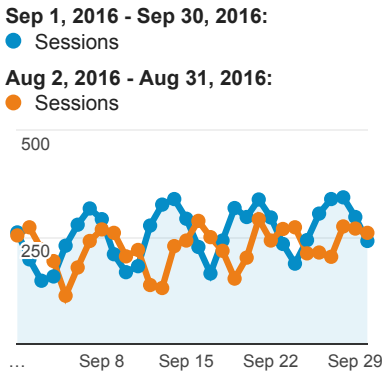
Sep 1, 2016 - Sep 30, 2016
Compare to: Aug 2, 2016 - Aug 31, 2016

All Users
+0.00% Sessions

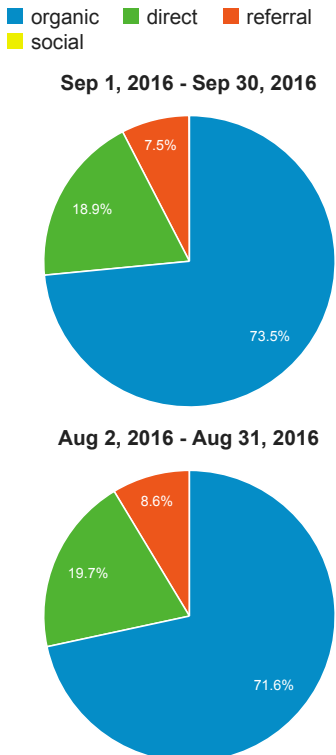
Visits



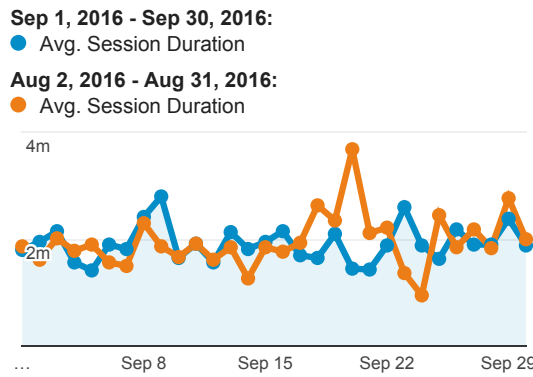
Visits



Visits by Traffic Type



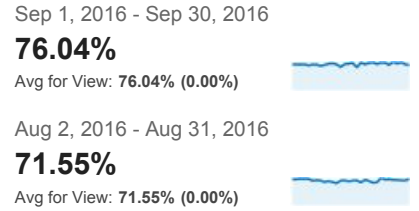
Avg. Visit Duration



Visits and Avg. Visit Duration by Country / Territory

| Country | Sessions | Avg. Session Duration |
|----------------------------|----------------|-----------------------|
| United States | | |
| Sep 1, 2016 - Sep 30, 2016 | 1,959 | 00:01:47 |
| Aug 2, 2016 - Aug 31, 2016 | 1,476 | 00:01:52 |
| % Change | 32.72% | -3.74% |
| India | | |
| Sep 1, 2016 - Sep 30, 2016 | 1,063 | 00:01:35 |
| Aug 2, 2016 - Aug 31, 2016 | 978 | 00:01:38 |
| % Change | 8.69% | -3.30% |
| Canada | | |
| Sep 1, 2016 - Sep 30, 2016 | 279 | 00:01:34 |
| Aug 2, 2016 - Aug 31, 2016 | 201 | 00:03:36 |
| % Change | 38.81% | -56.75% |
| Germany | | |
| Sep 1, 2016 - Sep 30, 2016 | 261 | 00:01:33 |
| Aug 2, 2016 - Aug 31, 2016 | 321 | 00:01:50 |
| % Change | -18.69% | -15.18% |
| United Kingdom | | |
| Sep 1, 2016 - Sep 30, 2016 | 230 | 00:01:04 |
| Aug 2, 2016 - Aug 31, 2016 | 261 | 00:02:31 |

% New Visits



Unique Visitors



Pageviews



Pages / Visit



Avg. Time on Page



Visits and Pageviews by Mobile

| Mobile (Including Tablet) | Sessions | Pageviews | | 2016 | 00:02:31 |
|----------------------------|---------------|---------------|----------------------------|----------------|----------------|
| | | | % Change | -11.88% | -57.70% |
| | | | Iran | | |
| No | | | Sep 1, 2016 - Sep 30, 2016 | 200 | 00:04:05 |
| Sep 1, 2016 - Sep 30, 2016 | 6,537 | 14,320 | Aug 2, 2016 - Aug 31, 2016 | 152 | 00:03:32 |
| Aug 2, 2016 - Aug 31, 2016 | 5,596 | 12,377 | % Change | 31.58% | 15.51% |
| % Change | 16.82% | 15.70% | China | | |
| Yes | | | Sep 1, 2016 - Sep 30, 2016 | 191 | 00:02:26 |
| Sep 1, 2016 - Sep 30, 2016 | 1,214 | 2,023 | Aug 2, 2016 - Aug 31, 2016 | 152 | 00:00:48 |
| Aug 2, 2016 - Aug 31, 2016 | 1,195 | 1,898 | % Change | 25.66% | 201.67% |
| % Change | 1.59% | 6.59% | Brazil | | |
| | | | Sep 1, 2016 - Sep 30, 2016 | 181 | 00:03:29 |
| | | | Aug 2, 2016 - Aug 31, 2016 | 142 | 00:02:21 |
| | | | % Change | 27.46% | 48.64% |
| | | | Philippines | | |
| | | | Sep 1, 2016 - Sep 30, 2016 | 158 | 00:01:17 |
| | | | Aug 2, 2016 - Aug 31, 2016 | 144 | 00:00:40 |
| | | | % Change | 9.72% | 91.92% |
| | | | Australia | | |
| | | | Sep 1, 2016 - Sep 30, 2016 | 148 | 00:00:58 |
| | | | Aug 2, 2016 - Aug 31, 2016 | 196 | 00:01:45 |
| | | | % Change | -24.49% | -44.29% |