

## My Dashboard

Oct 1, 2017 - Oct 31, 2017  
Compare to: Aug 31, 2017 - Sep 30, 2017

All Users  
+0.00% Sessions

### Visits

Oct 1, 2017 - Oct 31, 2017

**13,881**

% of Total: 100.00% (13,881)



Aug 31, 2017 - Sep 30, 2017

**10,655**

% of Total: 100.00% (10,655)



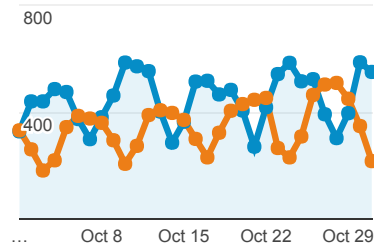
### Visits

Oct 1, 2017 - Oct 31, 2017:

● Sessions

Aug 31, 2017 - Sep 30, 2017:

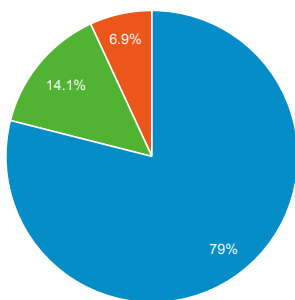
● Sessions



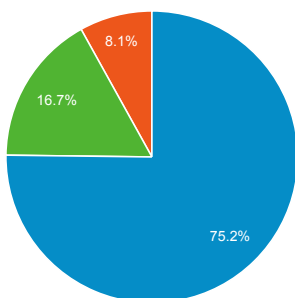
### Visits by Traffic Type

■ organic ■ direct ■ referral

Oct 1, 2017 - Oct 31, 2017



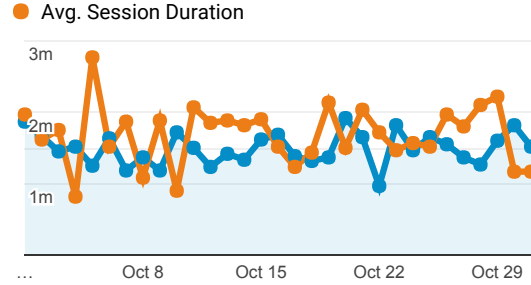
Aug 31, 2017 - Sep 30, 2017



### Avg. Visit Duration

Oct 1, 2017 - Oct 31, 2017: ● Avg. Session Duration

Aug 31, 2017 - Sep 30, 2017: ● Avg. Session Duration



### Visits and Avg. Visit Duration by Country / Territory

Country	Sessions	Avg. Session Duration
United States		
Oct 1, 2017 - Oct 31, 2017	3,404	00:01:29
Aug 31, 2017 - Sep 30, 2017	2,775	00:01:27
<b>% Change</b>	<b>22.67%</b>	<b>2.95%</b>
India		
Oct 1, 2017 - Oct 31, 2017	1,700	00:01:19
Aug 31, 2017 - Sep 30, 2017	1,336	00:01:28
<b>% Change</b>	<b>27.25%</b>	<b>-10.61%</b>
Canada		
Oct 1, 2017 - Oct 31, 2017	539	00:00:53
Aug 31, 2017 - Sep 30, 2017	365	00:01:51
<b>% Change</b>	<b>47.67%</b>	<b>-52.28%</b>
Germany		
Oct 1, 2017 - Oct 31, 2017	514	00:01:36
Aug 31, 2017 - Sep 30, 2017	390	00:01:37
<b>% Change</b>	<b>31.79%</b>	<b>-0.50%</b>
United Kingdom		
Oct 1, 2017 - Oct 31, 2017	507	00:01:13
Aug 31, 2017 - Sep 30, 2017	352	00:02:44
<b>% Change</b>		

### % New Visits

Oct 1, 2017 - Oct 31, 2017

**77.39%**

Avg for View: 77.39% (0.00%)



Aug 31, 2017 - Sep 30, 2017

**76.82%**

Avg for View: 76.82% (0.00%)



### Unique Visitors

Oct 1, 2017 - Oct 31, 2017

**11,203**

% of Total: 100.00% (11,203)



Aug 31, 2017 - Sep 30, 2017

**8,545**

% of Total: 100.00% (8,545)



### Pageviews

Oct 1, 2017 - Oct 31, 2017

**24,575**

% of Total: 100.00% (24,575)



Aug 31, 2017 - Sep 30, 2017

**20,925**

% of Total: 100.00% (20,925)



### Pages / Visit

Oct 1, 2017 - Oct 31, 2017

**1.77**

Avg for View: 1.77 (0.00%)



Aug 31, 2017 - Sep 30, 2017

**1.96**

Avg for View: 1.96 (0.00%)



### Avg. Time on Page

Oct 1, 2017 - Oct 31, 2017

**00:01:55**

Avg for View: 00:01:55 (0.00%)



Aug 31, 2017 - Sep 30, 2017

**00:01:47**

Avg for View: 00:01:47 (0.00%)



## Visits and Pageviews by Mobile

Mobile (Including Tablet)	Sessions	Pageviews		44.03%	-55.52%
			France		
No			Oct 1, 2017 - Oct 31, 2017	333	00:01:25
			Aug 31, 2017 - Sep 30, 2017	262	00:00:55
			<b>% Change</b>	<b>27.10%</b>	<b>54.53%</b>
			Australia		
Oct 1, 2017 - Oct 31, 2017	11,418	20,894	Oct 1, 2017 - Oct 31, 2017	310	00:01:19
			Aug 31, 2017 - Sep 30, 2017	193	00:01:01
			<b>% Change</b>	<b>60.62%</b>	<b>28.77%</b>
Aug 31, 2017 - Sep 30, 2017	8,978	18,244	Turkey		
			Oct 1, 2017 - Oct 31, 2017	308	00:01:31
			Aug 31, 2017 - Sep 30, 2017	157	00:01:51
			<b>% Change</b>	<b>96.18%</b>	<b>-17.84%</b>
			China		
Oct 1, 2017 - Oct 31, 2017	2,463	3,681	Oct 1, 2017 - Oct 31, 2017	263	00:03:10
			Aug 31, 2017 - Sep 30, 2017	303	00:02:09
			<b>% Change</b>	<b>-13.20%</b>	<b>46.44%</b>
Aug 31, 2017 - Sep 30, 2017	1,677	2,681	Netherlands		
			Oct 1, 2017 - Oct 31, 2017	255	00:01:25
			Aug 31, 2017 - Sep 30, 2017	168	00:00:54
			<b>% Change</b>	<b>51.79%</b>	<b>59.18%</b>