

My Dashboard

Oct 1, 2016 - Oct 31, 2016
Compare to: Aug 31, 2016 - Sep 30, 2016

All Users
+0.00% Sessions

Visits

Oct 1, 2016 - Oct 31, 2016

10,010

% of Total: 100.00% (10,010)

Aug 31, 2016 - Sep 30, 2016

8,011

% of Total: 100.00% (8,011)

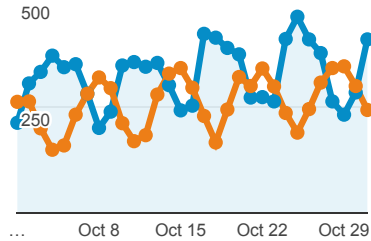
Visits

Oct 1, 2016 - Oct 31, 2016:

Sessions

Aug 31, 2016 - Sep 30, 2016:

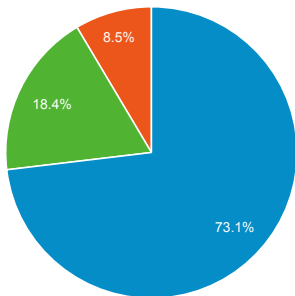
Sessions



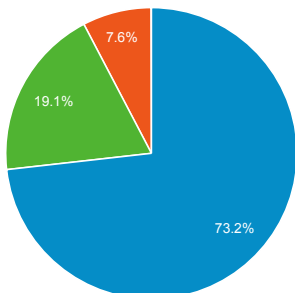
Visits by Traffic Type

organic direct referral social

Oct 1, 2016 - Oct 31, 2016



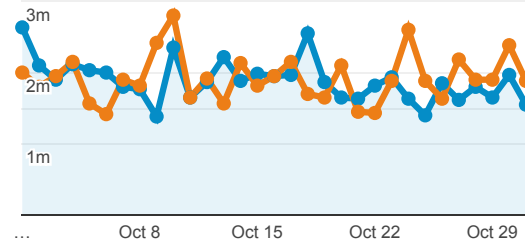
Aug 31, 2016 - Sep 30, 2016



Avg. Visit Duration

Oct 1, 2016 - Oct 31, 2016: Avg. Session Duration

Aug 31, 2016 - Sep 30, 2016: Avg. Session Duration



Visits and Avg. Visit Duration by Country / Territory

Country	Sessions	Avg. Session Duration
United States		
Oct 1, 2016 - Oct 31, 2016	2,653	00:02:06
Aug 31, 2016 - Sep 30, 2016	2,002	00:01:48
% Change	32.52%	16.73%
India		
Oct 1, 2016 - Oct 31, 2016	1,091	00:01:30
Aug 31, 2016 - Sep 30, 2016	1,098	00:01:37
% Change	-0.64%	-7.96%
Canada		
Oct 1, 2016 - Oct 31, 2016	465	00:01:20
Aug 31, 2016 - Sep 30, 2016	282	00:01:33
% Change	64.89%	-13.52%
United Kingdom		
Oct 1, 2016 - Oct 31, 2016	341	00:01:12
Aug 31, 2016 - Sep 30, 2016	239	00:01:09
% Change	42.68%	5.58%
Germany		
Oct 1, 2016 - Oct 31, 2016	300	00:01:46
Aug 31, 2016 - Sep 30, 2016	270	00:01:39
% Change	11.11%	7.04%

% New Visits

Oct 1, 2016 - Oct 31, 2016

73.72%

Avg for View: 73.72% (0.00%)

Aug 31, 2016 - Sep 30, 2016

76.03%

Avg for View: 76.03% (0.00%)

Unique Visitors

Oct 1, 2016 - Oct 31, 2016

7,693

% of Total: 100.00% (7,693)

Aug 31, 2016 - Sep 30, 2016

6,323

% of Total: 100.00% (6,323)

Pageviews

Oct 1, 2016 - Oct 31, 2016

20,778

% of Total: 100.00% (20,778)

Aug 31, 2016 - Sep 30, 2016

16,885

% of Total: 100.00% (16,885)

Pages / Visit

Oct 1, 2016 - Oct 31, 2016

2.08

Avg for View: 2.08 (0.00%)

Aug 31, 2016 - Sep 30, 2016

2.11

Avg for View: 2.11 (0.00%)

Avg. Time on Page

Oct 1, 2016 - Oct 31, 2016

00:01:44

Avg for View: 00:01:44 (0.00%)

Aug 31, 2016 - Sep 30, 2016

00:01:43

Avg for View: 00:01:43 (0.00%)

Visits and Pageviews by Mobile

Mobile (Including Tablet)	Sessions	Pageviews			
			Iran		
			Oct 1, 2016 - Oct 31, 2016	298	00:03:01
			Aug 31, 2016 - Sep 30, 2016	208	00:03:57
			% Change	43.27%	-23.71%
			China		
			Oct 1, 2016 - Oct 31, 2016	213	00:02:36
			Aug 31, 2016 - Sep 30, 2016	195	00:02:30
			% Change	9.23%	3.70%
			Turkey		
			Oct 1, 2016 - Oct 31, 2016	198	00:01:57
			Aug 31, 2016 - Sep 30, 2016	105	00:02:10
			% Change	88.57%	-10.14%
			Malaysia		
			Oct 1, 2016 - Oct 31, 2016	195	00:01:53
			Aug 31, 2016 - Sep 30, 2016	148	00:03:08
			% Change	31.76%	-40.04%
			Philippines		
			Oct 1, 2016 - Oct 31, 2016	172	00:02:21
			Aug 31, 2016 - Sep 30, 2016	165	00:01:14
			% Change	4.24%	91.88%