

My Dashboard

Nov 1, 2020 - Nov 30, 2020
Compare to: Oct 2, 2020 - Oct 31, 2020

All Users
+0.00% Sessions

Visits

Nov 1, 2020 - Nov 30, 2020

16,839

% of Total: 100.00% (16,839)

Oct 2, 2020 - Oct 31, 2020

15,595

% of Total: 100.00% (15,595)

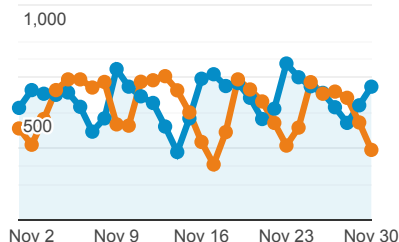
Visits and Visits

Nov 1, 2020 - Nov 30, 2020:

● Sessions

Oct 2, 2020 - Oct 31, 2020:

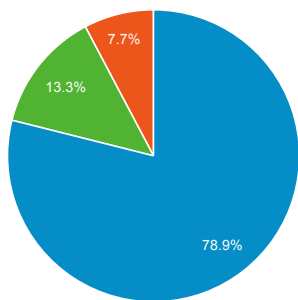
● Sessions



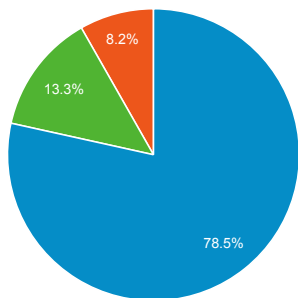
Visits by Traffic Type

■ organic ■ direct ■ referral

Nov 1, 2020 - Nov 30, 2020



Oct 2, 2020 - Oct 31, 2020



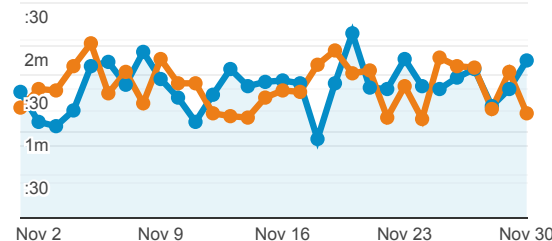
Visits and Pageviews by Mobile

Mobile

Avg. Visit Duration

Nov 1, 2020 - Nov 30, 2020: ● Avg. Session Duration

Oct 2, 2020 - Oct 31, 2020: ● Avg. Session Duration



Visits and Avg. Visit Duration by Country / Territory

Country	Sessions	Avg. Session Duration
United States		
Nov 1, 2020 - Nov 30, 2020	3,601	00:01:15
Oct 2, 2020 - Oct 31, 2020	3,500	00:01:14
% Change	2.89%	2.39%
India		
Nov 1, 2020 - Nov 30, 2020	3,427	00:01:32
Oct 2, 2020 - Oct 31, 2020	3,635	00:01:34
% Change	-5.72%	-2.82%
China		
Nov 1, 2020 - Nov 30, 2020	935	00:01:08
Oct 2, 2020 - Oct 31, 2020	913	00:00:40
% Change	2.41%	70.75%
United Kingdom		
Nov 1, 2020 - Nov 30, 2020	595	00:00:52
Oct 2, 2020 - Oct 31, 2020	374	00:00:54
% Change	59.09%	-2.40%
Canada		
Nov 1, 2020 - Nov 30, 2020	510	00:01:29
Oct 2, 2020 - Oct 31, 2020	646	00:02:28
% Change	-21.05%	-39.71%
Germany		

Browser

Browser	Pageviews
Chrome	
Nov 1, 2020 - Nov 30, 2020	21,626
Oct 2, 2020 - Oct 31, 2020	20,636
% Change	4.80%
Safari	
Nov 1, 2020 - Nov 30, 2020	2,701
Oct 2, 2020 - Oct 31, 2020	2,500
% Change	8.04%
Firefox	
Nov 1, 2020 - Nov 30, 2020	2,089
Oct 2, 2020 - Oct 31, 2020	2,449
% Change	-14.70%
Edge	
Nov 1, 2020 - Nov 30, 2020	1,704
Oct 2, 2020 - Oct 31, 2020	1,393
% Change	22.33%
Opera	
Nov 1, 2020 - Nov 30, 2020	484
Oct 2, 2020 - Oct 31, 2020	318
% Change	52.20%
Samsung Internet	
Nov 1, 2020 - Nov 30, 2020	161
Oct 2, 2020 - Oct 31, 2020	164
% Change	-1.83%
UC Browser	
Nov 1, 2020 - Nov 30, 2020	156
Oct 2, 2020 - Oct 31, 2020	117
% Change	33.33%
Internet Explorer	
Nov 1, 2020 - Nov 30, 2020	121
Oct 2, 2020 - Oct 31, 2020	124
% Change	-2.42%
Mozilla Compatible Agent	
Nov 1, 2020 - Nov 30, 2020	118
Oct 2, 2020 - Oct 31, 2020	203
% Change	-41.87%

(Including Tablet) Sessions Pageviews

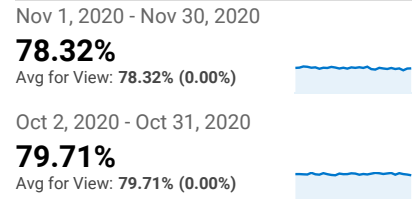
No		
Nov 1, 2020 - Nov 30, 2020	13,149	23,670
Oct 2, 2020 - Oct 31, 2020	11,827	22,657
% Change	11.18%	4.47%
Yes		
Nov 1, 2020 - Nov 30, 2020	3,690	5,638
Oct 2, 2020 - Oct 31, 2020	3,768	5,365
% Change	-2.07%	5.09%

Nov 1, 2020 - Nov 30, 2020	478	00:01:45
Oct 2, 2020 - Oct 31, 2020	369	00:01:42
% Change	29.54%	2.23%
Turkey		
Nov 1, 2020 - Nov 30, 2020	373	00:02:23
Oct 2, 2020 - Oct 31, 2020	268	00:02:08
% Change	39.18%	12.11%
France		
Nov 1, 2020 - Nov 30, 2020	322	00:02:15
Oct 2, 2020 - Oct 31, 2020	227	00:01:54
% Change	41.85%	18.66%
Philippines		
Nov 1, 2020 - Nov 30, 2020	255	00:01:29
Oct 2, 2020 - Oct 31, 2020	287	00:01:29
% Change	-11.15%	0.20%
Malaysia		
Nov 1, 2020 - Nov 30, 2020	247	00:01:24
Oct 2, 2020 - Oct 31, 2020	146	00:01:55
% Change	69.18%	-26.55%

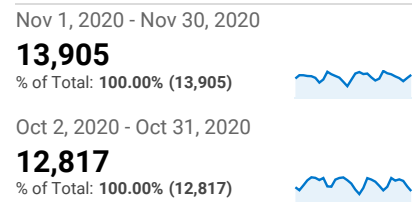
Android Webview

Nov 1, 2020 - Nov 30, 2020	82
Oct 2, 2020 - Oct 31, 2020	55
% Change	49.09%

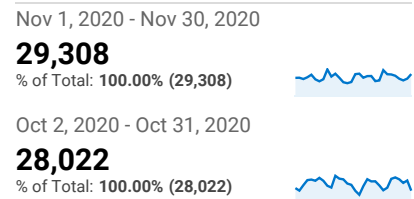
% New Visits



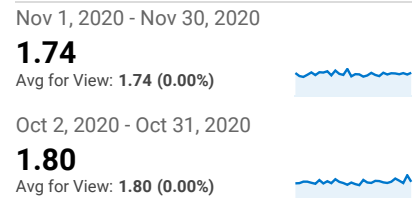
Unique Visitors



Pageviews



Pages / Visit



Avg. Time on Page

