

My Dashboard

Nov 1, 2018 - Nov 30, 2018
Compare to: Oct 2, 2018 - Oct 31, 2018

All Users
+0.00% Sessions

Visits

Nov 1, 2018 - Nov 30, 2018

15,821
% of Total: 100.00% (15,821)

Oct 2, 2018 - Oct 31, 2018

14,303
% of Total: 100.00% (14,303)

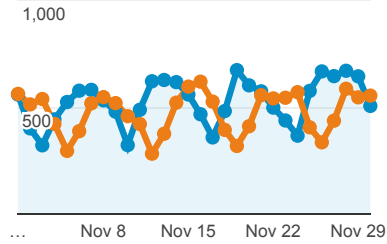
Visits

Nov 1, 2018 - Nov 30, 2018:

● Sessions

Oct 2, 2018 - Oct 31, 2018:

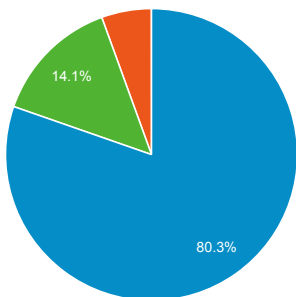
● Sessions



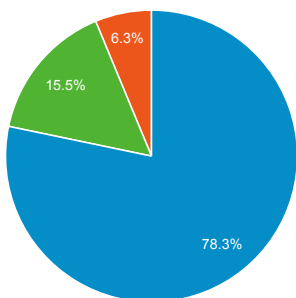
Visits by Traffic Type

organic direct referral twitter

Nov 1, 2018 - Nov 30, 2018



Oct 2, 2018 - Oct 31, 2018

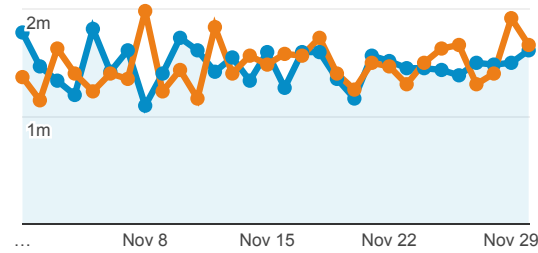


Visits and Pageviews by Mobile

Avg. Visit Duration

Nov 1, 2018 - Nov 30, 2018: ● Avg. Session Duration

Oct 2, 2018 - Oct 31, 2018: ● Avg. Session Duration



Visits and Avg. Visit Duration by Country / Territory

Country	Sessions	Avg. Session Duration
United States		
Nov 1, 2018 - Nov 30, 2018	3,720	00:01:16
Oct 2, 2018 - Oct 31, 2018	3,337	00:01:07
% Change	11.48%	13.07%
India		
Nov 1, 2018 - Nov 30, 2018	2,657	00:01:17
Oct 2, 2018 - Oct 31, 2018	1,976	00:01:19
% Change	34.46%	-1.90%
United Kingdom		
Nov 1, 2018 - Nov 30, 2018	750	00:01:36
Oct 2, 2018 - Oct 31, 2018	599	00:01:24
% Change	25.21%	14.09%
Germany		
Nov 1, 2018 - Nov 30, 2018	674	00:01:18
Oct 2, 2018 - Oct 31, 2018	598	00:01:39
% Change	12.71%	-21.23%
Canada		
Nov 1, 2018 - Nov 30, 2018	601	00:01:05
Oct 2, 2018 - Oct 31, 2018	504	00:01:46
% Change	19.25%	-38.47%

% New Visits

Nov 1, 2018 - Nov 30, 2018

76.65%
Avg for View: 76.65% (0.00%)

Oct 2, 2018 - Oct 31, 2018

78.01%
Avg for View: 78.01% (0.00%)

Unique Visitors

Nov 1, 2018 - Nov 30, 2018

12,720
% of Total: 100.00% (12,720)

Oct 2, 2018 - Oct 31, 2018

11,784
% of Total: 100.00% (11,784)

Pageviews

Nov 1, 2018 - Nov 30, 2018

27,605
% of Total: 100.00% (27,605)

Oct 2, 2018 - Oct 31, 2018

24,882
% of Total: 100.00% (24,882)

Pages / Visit

Nov 1, 2018 - Nov 30, 2018

1.74
Avg for View: 1.74 (0.00%)

Oct 2, 2018 - Oct 31, 2018

1.74
Avg for View: 1.74 (0.00%)

Avg. Time on Page

Nov 1, 2018 - Nov 30, 2018

00:01:57
Avg for View: 00:01:57 (0.00%)

Oct 2, 2018 - Oct 31, 2018

00:01:59
Avg for View: 00:01:59 (0.00%)

Mobile (Including Tablet)	Sessions	Pageviews			
			Turkey		
			Nov 1, 2018 - Nov 30, 2018	388	00:01:10
No			Oct 2, 2018 - Oct 31, 2018	220	00:01:09
Nov 1, 2018 - Nov 30, 2018	12,808	23,052	% Change	76.36%	1.55%
Oct 2, 2018 - Oct 31, 2018	11,588	20,842	France		
% Change	10.53%	10.60%	Nov 1, 2018 - Nov 30, 2018	353	00:01:15
Yes			Oct 2, 2018 - Oct 31, 2018	247	00:00:54
Nov 1, 2018 - Nov 30, 2018	3,013	4,553	% Change	42.91%	37.55%
Oct 2, 2018 - Oct 31, 2018	2,715	4,040	China		
% Change	10.98%	12.70%	Nov 1, 2018 - Nov 30, 2018	312	00:02:08
			Oct 2, 2018 - Oct 31, 2018	282	00:01:15
			% Change	10.64%	71.18%
			Brazil		
			Nov 1, 2018 - Nov 30, 2018	304	00:01:34
			Oct 2, 2018 - Oct 31, 2018	200	00:02:11
			% Change	52.00%	-28.75%
			Netherlands		
			Nov 1, 2018 - Nov 30, 2018	241	00:01:19
			Oct 2, 2018 - Oct 31, 2018	312	00:01:00
			% Change	-22.76%	31.33%