

My Dashboard

Nov 1, 2016 - Nov 30, 2016
Compare to: Oct 2, 2016 - Oct 31, 2016

All Users
+0.00% Sessions

Visits

Nov 1, 2016 - Nov 30, 2016

12,753

% of Total: 100.00% (12,753)

Oct 2, 2016 - Oct 31, 2016

9,799

% of Total: 100.00% (9,799)

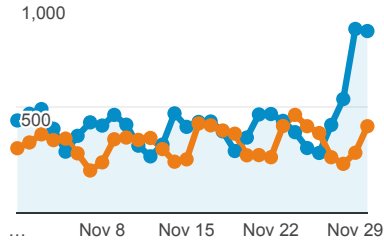
Visits

Nov 1, 2016 - Nov 30, 2016:

● Sessions

Oct 2, 2016 - Oct 31, 2016:

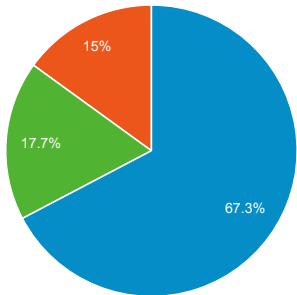
● Sessions



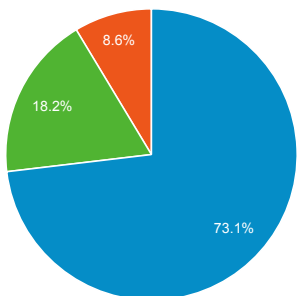
Visits by Traffic Type

■ organic ■ direct ■ referral

Nov 1, 2016 - Nov 30, 2016



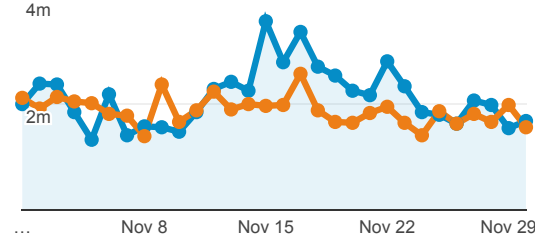
Oct 2, 2016 - Oct 31, 2016



Avg. Visit Duration

Nov 1, 2016 - Nov 30, 2016: ● Avg. Session Duration

Oct 2, 2016 - Oct 31, 2016: ● Avg. Session Duration



Visits and Avg. Visit Duration by Country / Territory

Country	Sessions	Avg. Session Duration
United States		
Nov 1, 2016 - Nov 30, 2016	2,874	00:02:03
Oct 2, 2016 - Oct 31, 2016	2,614	00:02:06
% Change	9.95%	-2.12%
India		
Nov 1, 2016 - Nov 30, 2016	1,605	00:01:26
Oct 2, 2016 - Oct 31, 2016	1,053	00:01:29
% Change	52.42%	-3.83%
Russia		
Nov 1, 2016 - Nov 30, 2016	1,105	00:05:52
Oct 2, 2016 - Oct 31, 2016	64	00:00:34
% Change	1,626.56%	938.37%
United Kingdom		
Nov 1, 2016 - Nov 30, 2016	480	00:01:16
Oct 2, 2016 - Oct 31, 2016	333	00:01:14
% Change	44.14%	2.46%
Canada		
Nov 1, 2016 - Nov 30, 2016	464	00:01:36
Oct 2, 2016 - Oct 31, 2016	458	00:01:21
% Change	1.31%	19.18%

% New Visits

Nov 1, 2016 - Nov 30, 2016

74.36%

Avg for View: 74.36% (0.00%)

Oct 2, 2016 - Oct 31, 2016

73.72%

Avg for View: 73.72% (0.00%)

Unique Visitors

Nov 1, 2016 - Nov 30, 2016

9,905

% of Total: 100.00% (9,905)

Oct 2, 2016 - Oct 31, 2016

7,538

% of Total: 100.00% (7,538)

Pageviews

Nov 1, 2016 - Nov 30, 2016

26,028

% of Total: 100.00% (26,028)

Oct 2, 2016 - Oct 31, 2016

20,312

% of Total: 100.00% (20,312)

Pages / Visit

Nov 1, 2016 - Nov 30, 2016

2.04

Avg for View: 2.04 (0.00%)

Oct 2, 2016 - Oct 31, 2016

2.07

Avg for View: 2.07 (0.00%)

Avg. Time on Page

Nov 1, 2016 - Nov 30, 2016

00:02:00

Avg for View: 00:02:00 (0.00%)

Oct 2, 2016 - Oct 31, 2016

00:01:44

Avg for View: 00:01:44 (0.00%)

Visits and Pageviews by Mobile

Mobile (Including Tablet)	Sessions	Pageviews			
Germany					
			Nov 1, 2016 - Nov 30, 2016	443	00:01:30
			Oct 2, 2016 - Oct 31, 2016	296	00:01:47
No			% Change	49.66%	-15.97%
Nov 1, 2016 - Nov 30, 2016	10,266	21,817	France		
Oct 2, 2016 - Oct 31, 2016	8,300	17,884	Nov 1, 2016 - Nov 30, 2016	272	00:01:23
% Change	23.69%	21.99%	Oct 2, 2016 - Oct 31, 2016	166	00:01:25
Yes			% Change	63.86%	-1.89%
Nov 1, 2016 - Nov 30, 2016	2,487	4,211	Chile		
Oct 2, 2016 - Oct 31, 2016	1,499	2,428	Nov 1, 2016 - Nov 30, 2016	261	00:03:19
% Change	65.91%	73.43%	Oct 2, 2016 - Oct 31, 2016	142	00:01:42
			% Change	83.80%	95.75%
			Turkey		
			Nov 1, 2016 - Nov 30, 2016	246	00:01:18
			Oct 2, 2016 - Oct 31, 2016	194	00:01:47
			% Change	26.80%	-27.09%
			China		
			Nov 1, 2016 - Nov 30, 2016	206	00:02:49
			Oct 2, 2016 - Oct 31, 2016	211	00:02:37
			% Change	-2.37%	7.40%