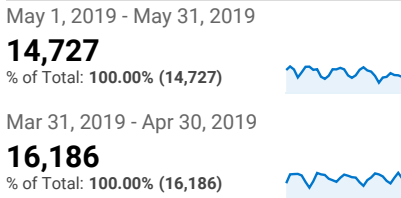


## My Dashboard

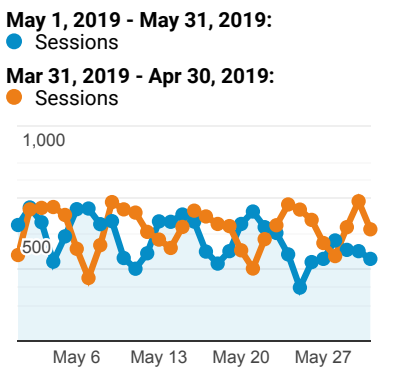
May 1, 2019 - May 31, 2019  
Compare to: Mar 31, 2019 - Apr 30, 2019

**All Users**  
+0.00% Sessions

### Visits



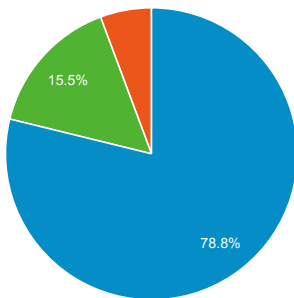
### Visits



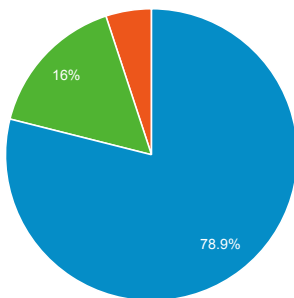
### Visits by Traffic Type

■ organic ■ direct ■ referral

**May 1, 2019 - May 31, 2019**



**Mar 31, 2019 - Apr 30, 2019**

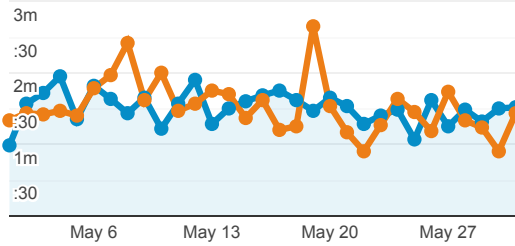


### Visits and Pageviews by Mobile

Mobile

### Avg. Visit Duration

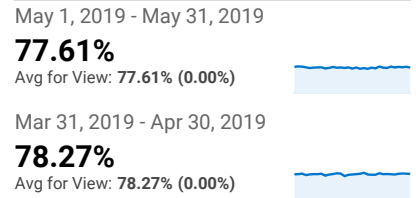
**May 1, 2019 - May 31, 2019:** ● Avg. Session Duration  
**Mar 31, 2019 - Apr 30, 2019:** ● Avg. Session Duration



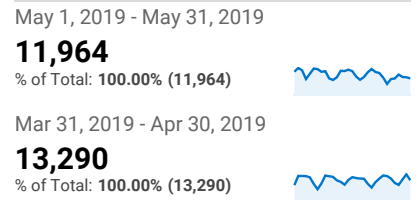
### Visits and Avg. Visit Duration by Country / Territory

Country	Sessions	Avg. Session Duration
India		
May 1, 2019 - May 31, 2019	3,091	00:01:16
Mar 31, 2019 - Apr 30, 2019	3,338	00:01:13
<b>% Change</b>	<b>-7.40%</b>	<b>4.39%</b>
United States		
May 1, 2019 - May 31, 2019	2,966	00:01:18
Mar 31, 2019 - Apr 30, 2019	4,235	00:01:28
<b>% Change</b>	<b>-29.96%</b>	<b>-12.22%</b>
United Kingdom		
May 1, 2019 - May 31, 2019	600	00:01:16
Mar 31, 2019 - Apr 30, 2019	568	00:00:52
<b>% Change</b>	<b>5.63%</b>	<b>46.96%</b>
Germany		
May 1, 2019 - May 31, 2019	528	00:01:35
Mar 31, 2019 - Apr 30, 2019	435	00:01:33
<b>% Change</b>	<b>21.38%</b>	<b>1.76%</b>
Turkey		
May 1, 2019 - May 31, 2019	455	00:01:34
Mar 31, 2019 - Apr 30, 2019	287	00:01:37
<b>% Change</b>	<b>58.54%</b>	<b>-3.32%</b>
China		

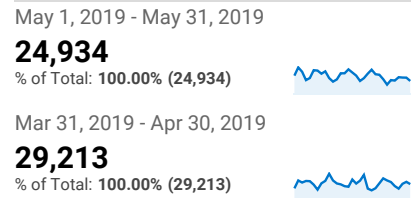
### % New Visits



### Unique Visitors



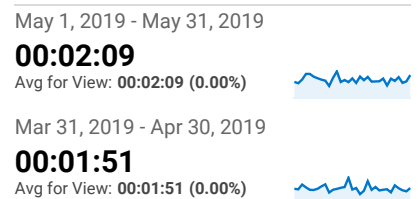
### Pageviews



### Pages / Visit



### Avg. Time on Page



(Including Tablet) Sessions Pageviews

No

May 1, 2019 - May 31, 2019 11,144 19,879

Mar 31, 2019 - Apr 30, 2019 12,633 23,877

% Change -11.79% -16.74%

Yes

May 1, 2019 - May 31, 2019 3,583 5,055

Mar 31, 2019 - Apr 30, 2019 3,553 5,336

% Change 0.84% -5.27%

May 1, 2019 - May 31, 2019

435

00:02:18

Mar 31, 2019 - Apr 30, 2019

540

00:03:13

% Change

-19.44%

-28.67%

Australia

May 1, 2019 - May 31, 2019

341

00:01:51

Mar 31, 2019 - Apr 30, 2019

271

00:00:59

% Change

25.83%

87.53%

Canada

May 1, 2019 - May 31, 2019

276

00:01:57

Mar 31, 2019 - Apr 30, 2019

589

00:01:17

% Change

-53.14%

51.08%

Japan

May 1, 2019 - May 31, 2019

241

00:01:04

Mar 31, 2019 - Apr 30, 2019

211

00:01:20

% Change

14.22%

-19.60%

Spain

May 1, 2019 - May 31, 2019

225

00:02:09

Mar 31, 2019 - Apr 30, 2019

198

00:03:31

% Change

13.64%

-38.79%