

# My Dashboard

May 1, 2014 - May 31, 2014

Compare to: Mar 31, 2014 - Apr 30, 2014

All Sessions +0.00%

+ Add Segment

## Visits

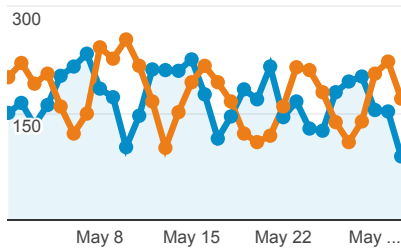
May 1, 2014 - May 31, 2014  
**5,251**  
% of Total: 100.00% (5,251)

Mar 31, 2014 - Apr 30, 2014  
**5,459**  
% of Total: 100.00% (5,459)

## Visits

May 1, 2014 - May 31, 2014:  
● Sessions

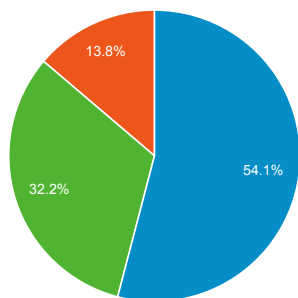
Mar 31, 2014 - Apr 30, 2014:  
● Sessions



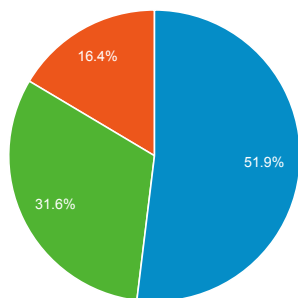
## Visits by Traffic Type

■ organic ■ referral ■ direct

May 1, 2014 - May 31, 2014



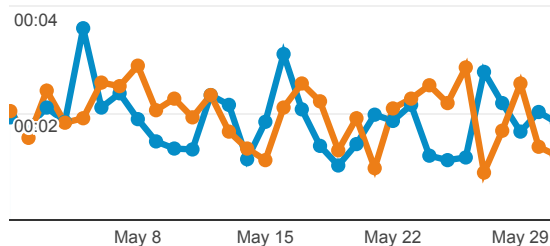
Mar 31, 2014 - Apr 30, 2014



## Avg. Visit Duration

May 1, 2014 - May 31, 2014:  
● Avg. Session Duration

Mar 31, 2014 - Apr 30, 2014:  
● Avg. Session Duration



## Visits and Avg. Visit Duration by Country / Territory

Country / Territory	Sessions	Avg. Session Duration
United States		
May 1, 2014 - May 31, 2014	1,224	00:02:42
Mar 31, 2014 - Apr 30, 2014	1,480	00:03:01
<b>% Change</b>	<b>-17.30%</b>	<b>-10.99%</b>
India		
May 1, 2014 - May 31, 2014	324	00:01:06
Mar 31, 2014 - Apr 30, 2014	442	00:01:45
<b>% Change</b>	<b>-26.70%</b>	<b>-36.96%</b>
Germany		
May 1, 2014 - May 31, 2014	287	00:01:46
Mar 31, 2014 - Apr 30, 2014	221	00:01:52
<b>% Change</b>	<b>29.86%</b>	<b>-5.16%</b>
United Kingdom		
May 1, 2014 - May 31, 2014	249	00:01:30
Mar 31, 2014 - Apr 30, 2014	205	00:01:03
<b>% Change</b>	<b>21.46%</b>	<b>43.94%</b>
Brazil		
May 1, 2014 - May 31, 2014	188	00:01:42

## % New Visits

May 1, 2014 - May 31, 2014  
**79.32%**  
Site Avg: 79.32% (0.00%)

Mar 31, 2014 - Apr 30, 2014  
**78.64%**  
Site Avg: 78.64% (0.00%)

## Unique Visitors

May 1, 2014 - May 31, 2014  
**4,381**  
% of Total: 100.00% (4,381)

Mar 31, 2014 - Apr 30, 2014  
**4,501**  
% of Total: 100.00% (4,501)

## Pageviews

May 1, 2014 - May 31, 2014  
**11,488**  
% of Total: 100.00% (11,488)

Mar 31, 2014 - Apr 30, 2014  
**12,325**  
% of Total: 100.00% (12,325)

## Pages / Visit

May 1, 2014 - May 31, 2014  
**2.19**  
Site Avg: 2.19 (0.00%)

Mar 31, 2014 - Apr 30, 2014  
**2.26**  
Site Avg: 2.26 (0.00%)

## Avg. Time on Page

May 1, 2014 - May 31, 2014  
**00:01:36**  
Site Avg: 00:01:36 (0.00%)

Mar 31, 2014 - Apr 30, 2014  
**00:01:35**  
Site Avg: 00:01:35 (0.00%)

## Visits and Pageviews by Mobile

Mobile (Including Tablet)	Sessions	Pageviews			
			Mar 31, 2014 - Apr 30, 2014	123	00:01:28
			<b>% Change</b>	<b>52.85%</b>	<b>15.46%</b>
			China		
No			May 1, 2014 - May 31, 2014	177	00:02:55
May 1, 2014 - May 31, 2014	4,852	10,843	Mar 31, 2014 - Apr 30, 2014	174	00:02:11
Mar 31, 2014 - Apr 30, 2014	5,060	11,580	<b>% Change</b>	<b>1.72%</b>	<b>33.55%</b>
<b>% Change</b>	<b>-4.11%</b>	<b>-6.36%</b>	Canada		
Yes			May 1, 2014 - May 31, 2014	150	00:01:47
May 1, 2014 - May 31, 2014	399	645	Mar 31, 2014 - Apr 30, 2014	205	00:02:30
Mar 31, 2014 - Apr 30, 2014	399	745	<b>% Change</b>	<b>-26.83%</b>	<b>-28.36%</b>
<b>% Change</b>	<b>0.00%</b>	<b>-13.42%</b>	France		
			May 1, 2014 - May 31, 2014	124	00:03:22
			Mar 31, 2014 - Apr 30, 2014	172	00:02:14
			<b>% Change</b>	<b>-27.91%</b>	<b>50.20%</b>
			Turkey		
			May 1, 2014 - May 31, 2014	122	00:02:28
			Mar 31, 2014 - Apr 30, 2014	113	00:01:40
			<b>% Change</b>	<b>7.96%</b>	<b>46.98%</b>
			Russia		
			May 1, 2014 - May 31, 2014	109	00:01:46
			Mar 31, 2014 - Apr 30, 2014	78	00:00:57
			<b>% Change</b>	<b>39.74%</b>	<b>87.37%</b>