

My Dashboard

Mar 1, 2023 - Mar 31, 2023
Compare to: Feb 1, 2023 - Feb 28, 2023

All Users
+0.00% Sessions

Visits

Mar 1, 2023 - Mar 31, 2023

6,380

% of Total: 100.00% (6,380)

Feb 1, 2023 - Feb 28, 2023

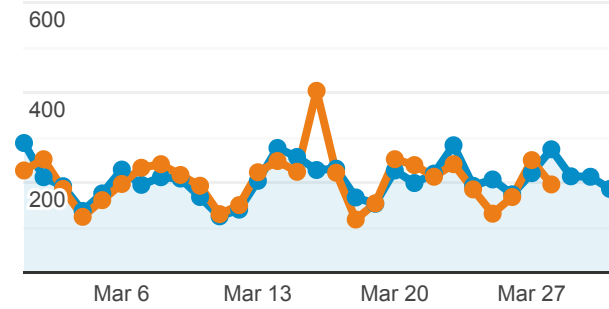
5,751

% of Total: 100.00% (5,751)

Visits

Mar 1, 2023 - Mar 31, 2023: Sessions

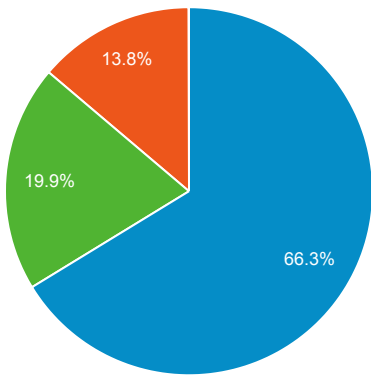
Feb 1, 2023 - Feb 28, 2023: Sessions



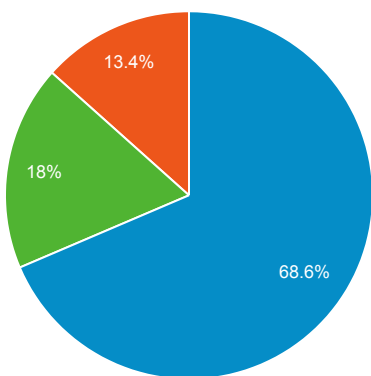
Visits by Traffic Type

organic direct referral social

Mar 1, 2023 - Mar 31, 2023



Feb 1, 2023 - Feb 28, 2023



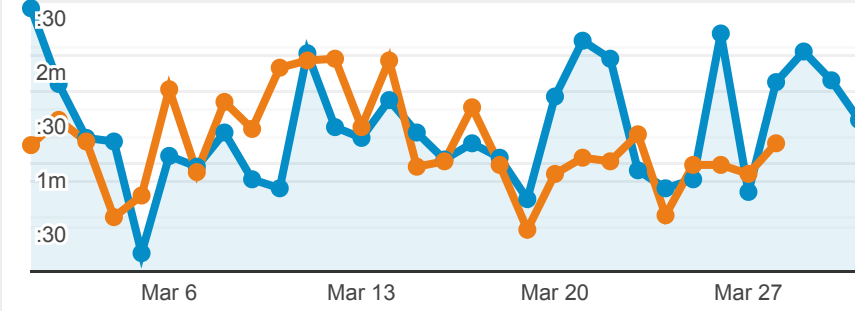
Visits and Pageviews by Mobile

| Mobile (Including Tablet) | Sessions | Pageviews |
|----------------------------|---------------|---------------|
| No | | |
| Mar 1, 2023 - Mar 31, 2023 | 4,720 | 7,849 |
| Feb 1, 2023 - Feb 28, 2023 | 4,321 | 6,616 |
| % Change | 9.23% | 18.64% |
| Yes | | |
| Mar 1, 2023 - Mar 31, 2023 | 1,660 | 2,085 |
| Feb 1, 2023 - Feb 28, 2023 | 1,430 | 1,828 |
| % Change | 16.08% | 14.06% |

Avg. Visit Duration

Mar 1, 2023 - Mar 31, 2023: Avg. Session Duration

Feb 1, 2023 - Feb 28, 2023: Avg. Session Duration



Visits and Avg. Visit Duration by Country / Territory

| Country | Sessions | Avg. Session Duration |
|----------------------------|----------------|-----------------------|
| India | | |
| Mar 1, 2023 - Mar 31, 2023 | 1,266 | 00:01:37 |
| Feb 1, 2023 - Feb 28, 2023 | 1,136 | 00:01:09 |
| % Change | 11.44% | 41.02% |
| United States | | |
| Mar 1, 2023 - Mar 31, 2023 | 1,095 | 00:01:04 |
| Feb 1, 2023 - Feb 28, 2023 | 1,071 | 00:01:02 |
| % Change | 2.24% | 4.00% |
| China | | |
| Mar 1, 2023 - Mar 31, 2023 | 440 | 00:00:50 |
| Feb 1, 2023 - Feb 28, 2023 | 316 | 00:01:04 |
| % Change | 39.24% | -22.35% |
| Germany | | |
| Mar 1, 2023 - Mar 31, 2023 | 278 | 00:01:04 |
| Feb 1, 2023 - Feb 28, 2023 | 275 | 00:00:58 |
| % Change | 1.09% | 10.81% |
| United Kingdom | | |
| Mar 1, 2023 - Mar 31, 2023 | 220 | 00:01:48 |
| Feb 1, 2023 - Feb 28, 2023 | 207 | 00:01:05 |
| % Change | 6.28% | 67.25% |
| Canada | | |
| Mar 1, 2023 - Mar 31, 2023 | 181 | 00:00:35 |
| Feb 1, 2023 - Feb 28, 2023 | 176 | 00:01:05 |
| % Change | 2.84% | -46.12% |
| France | | |
| Mar 1, 2023 - Mar 31, 2023 | 165 | 00:02:03 |
| Feb 1, 2023 - Feb 28, 2023 | 120 | 00:01:21 |
| % Change | 37.50% | 51.50% |
| Türkiye | | |
| Mar 1, 2023 - Mar 31, 2023 | 132 | 00:02:15 |
| Feb 1, 2023 - Feb 28, 2023 | 58 | 00:01:30 |
| % Change | 127.59% | 50.35% |
| Spain | | |
| Mar 1, 2023 - Mar 31, 2023 | 129 | 00:01:35 |
| Feb 1, 2023 - Feb 28, 2023 | 76 | 00:00:53 |
| % Change | 69.74% | 78.69% |
| South Korea | | |

% New Visits

Mar 1, 2023 - Mar 31, 2023

77.01%

Avg for View: 77.01% (0.00%)

Feb 1, 2023 - Feb 28, 2023

77.57%

Avg for View: 77.57% (0.00%)

Unique Visitors

Mar 1, 2023 - Mar 31, 2023

5,110

% of Total: 100.00% (5,110)

Feb 1, 2023 - Feb 28, 2023

4,643

% of Total: 100.00% (4,643)

Pageviews

Mar 1, 2023 - Mar 31, 2023

9,934

% of Total: 100.00% (9,934)

Feb 1, 2023 - Feb 28, 2023

8,444

% of Total: 100.00% (8,444)

Pages / Visit

Mar 1, 2023 - Mar 31, 2023

1.56

Avg for View: 1.56 (0.00%)

Feb 1, 2023 - Feb 28, 2023

1.47

Avg for View: 1.47 (0.00%)

Avg. Time on Page

Mar 1, 2023 - Mar 31, 2023

00:02:24

Avg for View: 00:02:24 (0.00%)

Feb 1, 2023 - Feb 28, 2023

00:02:32

Avg for View: 00:02:32 (0.00%)

| | | |
|----------------------------|---------------|----------------|
| Mar 1, 2023 - Mar 31, 2023 | 120 | 00:00:28 |
| Feb 1, 2023 - Feb 28, 2023 | 61 | 00:00:38 |
| % Change | 96.72% | -26.60% |