

My Dashboard

Mar 1, 2020 - Mar 31, 2020
Compare to: Jan 30, 2020 - Feb 29, 2020

All Users
+0.00% Sessions

Visits

Mar 1, 2020 - Mar 31, 2020

13,839

% of Total: 100.00% (13,839)



Jan 30, 2020 - Feb 29, 2020

14,614

% of Total: 100.00% (14,614)



Visits and Visits

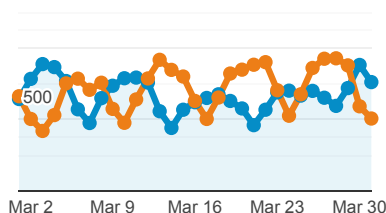
Mar 1, 2020 - Mar 31, 2020:

● Sessions

Jan 30, 2020 - Feb 29, 2020:

● Sessions

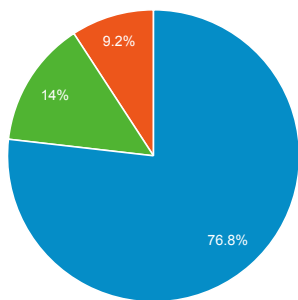
1,000



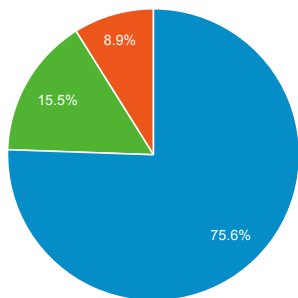
Visits by Traffic Type

■ organic ■ direct ■ referral

Mar 1, 2020 - Mar 31, 2020



Jan 30, 2020 - Feb 29, 2020



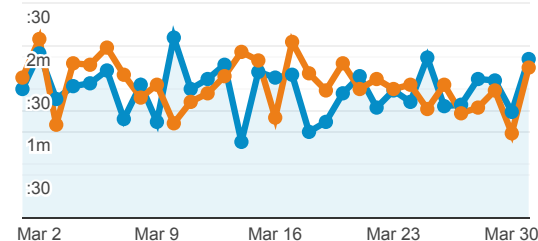
Visits and Pageviews by Mobile

Mobile

Avg. Visit Duration

Mar 1, 2020 - Mar 31, 2020: ● Avg. Session Duration

Jan 30, 2020 - Feb 29, 2020: ● Avg. Session Duration



Visits and Avg. Visit Duration by Country / Territory

Country	Sessions	Avg. Session Duration
United States		
Mar 1, 2020 - Mar 31, 2020	3,393	00:01:23
Jan 30, 2020 - Feb 29, 2020	3,572	00:01:10
% Change	-5.01%	18.11%
India		
Mar 1, 2020 - Mar 31, 2020	1,960	00:01:29
Jan 30, 2020 - Feb 29, 2020	2,161	00:01:38
% Change	-9.30%	-9.37%
China		
Mar 1, 2020 - Mar 31, 2020	606	00:00:51
Jan 30, 2020 - Feb 29, 2020	560	00:00:45
% Change	8.21%	14.22%
United Kingdom		
Mar 1, 2020 - Mar 31, 2020	602	00:01:41
Jan 30, 2020 - Feb 29, 2020	669	00:00:58
% Change	-10.01%	73.61%
Canada		
Mar 1, 2020 - Mar 31, 2020	573	00:01:33
Jan 30, 2020 - Feb 29, 2020	639	00:03:07
% Change	-10.33%	-50.34%
Germany		

Browser

Browser	Pageviews
Chrome	
Mar 1, 2020 - Mar 31, 2020	17,361
Jan 30, 2020 - Feb 29, 2020	18,700
% Change	-7.16%
Firefox	
Mar 1, 2020 - Mar 31, 2020	2,475
Jan 30, 2020 - Feb 29, 2020	2,318
% Change	6.77%
Safari	
Mar 1, 2020 - Mar 31, 2020	2,163
Jan 30, 2020 - Feb 29, 2020	2,536
% Change	-14.71%
Edge	
Mar 1, 2020 - Mar 31, 2020	1,052
Jan 30, 2020 - Feb 29, 2020	1,100
% Change	-4.36%
Opera	
Mar 1, 2020 - Mar 31, 2020	437
Jan 30, 2020 - Feb 29, 2020	327
% Change	33.64%
Internet Explorer	
Mar 1, 2020 - Mar 31, 2020	385
Jan 30, 2020 - Feb 29, 2020	307
% Change	25.41%
UC Browser	
Mar 1, 2020 - Mar 31, 2020	317
Jan 30, 2020 - Feb 29, 2020	402
% Change	-21.14%
Samsung Internet	
Mar 1, 2020 - Mar 31, 2020	124
Jan 30, 2020 - Feb 29, 2020	131
% Change	-5.34%
Opera Mini	
Mar 1, 2020 - Mar 31, 2020	58
Jan 30, 2020 - Feb 29, 2020	75
% Change	-22.67%

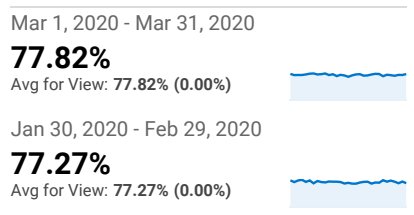
(Including Tablet) Sessions Pageviews

No		
Mar 1, 2020 - Mar 31, 2020	11,305	20,684
Jan 30, 2020 - Feb 29, 2020	11,604	21,551
% Change	-2.58%	-4.02%
Yes		
Mar 1, 2020 - Mar 31, 2020	2,534	3,829
Jan 30, 2020 - Feb 29, 2020	3,010	4,498
% Change	-15.81%	-14.87%

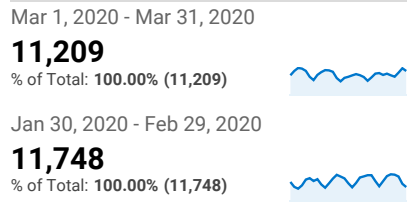
Mar 1, 2020 - Mar 31, 2020	433	00:01:37
Jan 30, 2020 - Feb 29, 2020	540	00:01:24
% Change	-19.81%	15.06%
France		
Mar 1, 2020 - Mar 31, 2020	289	00:02:03
Jan 30, 2020 - Feb 29, 2020	188	00:01:35
% Change	53.72%	28.90%
Singapore		
Mar 1, 2020 - Mar 31, 2020	272	00:01:23
Jan 30, 2020 - Feb 29, 2020	130	00:02:12
% Change	109.23%	-36.83%
Japan		
Mar 1, 2020 - Mar 31, 2020	255	00:00:30
Jan 30, 2020 - Feb 29, 2020	326	00:00:18
% Change	-21.78%	69.58%
Turkey		
Mar 1, 2020 - Mar 31, 2020	255	00:01:27
Jan 30, 2020 - Feb 29, 2020	198	00:01:50
% Change	28.79%	-20.31%

Android Webview	
Mar 1, 2020 - Mar 31, 2020	52
Jan 30, 2020 - Feb 29, 2020	57
% Change	-8.77%

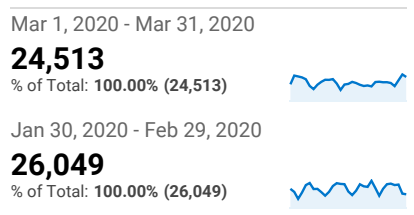
% New Visits



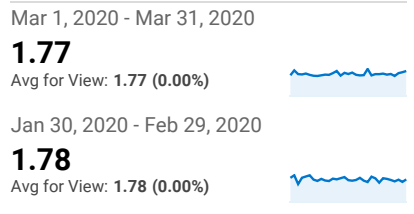
Unique Visitors



Pageviews



Pages / Visit



Avg. Time on Page

