

## My Dashboard

Mar 1, 2017 - Mar 31, 2017  
Compare to: Jan 29, 2017 - Feb 28, 2017

All Users  
+0.00% Sessions

### Visits

Mar 1, 2017 - Mar 31, 2017

**12,280**

% of Total: 100.00% (12,280)

Jan 29, 2017 - Feb 28, 2017

**11,566**

% of Total: 100.00% (11,566)

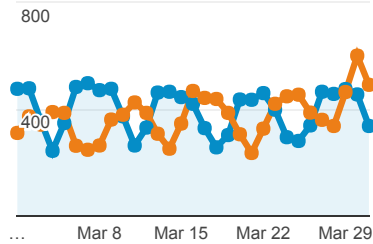
### Visits

Mar 1, 2017 - Mar 31, 2017:

● Sessions

Jan 29, 2017 - Feb 28, 2017:

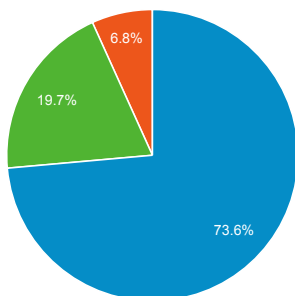
● Sessions



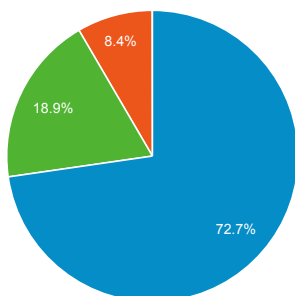
### Visits by Traffic Type

organic direct referral twitter

Mar 1, 2017 - Mar 31, 2017



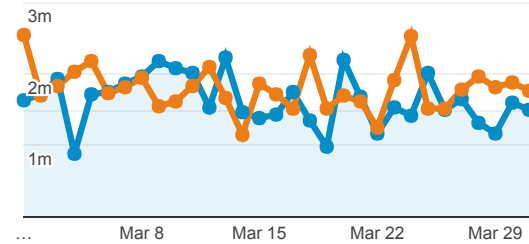
Jan 29, 2017 - Feb 28, 2017



### Avg. Visit Duration

Mar 1, 2017 - Mar 31, 2017: ● Avg. Session Duration

Jan 29, 2017 - Feb 28, 2017: ● Avg. Session Duration



### Visits and Avg. Visit Duration by Country / Territory

Country	Sessions	Avg. Session Duration
United States		
Mar 1, 2017 - Mar 31, 2017	2,786	00:01:52
Jan 29, 2017 - Feb 28, 2017	2,829	00:01:47
<b>% Change</b>	<b>-1.52%</b>	<b>4.92%</b>
India		
Mar 1, 2017 - Mar 31, 2017	1,671	00:01:16
Jan 29, 2017 - Feb 28, 2017	1,643	00:01:13
<b>% Change</b>	<b>1.70%</b>	<b>3.68%</b>
Canada		
Mar 1, 2017 - Mar 31, 2017	601	00:01:49
Jan 29, 2017 - Feb 28, 2017	455	00:03:04
<b>% Change</b>	<b>32.09%</b>	<b>-40.53%</b>
United Kingdom		
Mar 1, 2017 - Mar 31, 2017	574	00:01:29
Jan 29, 2017 - Feb 28, 2017	476	00:01:06
<b>% Change</b>	<b>20.59%</b>	<b>35.95%</b>
Germany		
Mar 1, 2017 - Mar 31, 2017	355	00:02:01
Jan 29, 2017 - Feb 28, 2017	454	00:01:21
<b>% Change</b>	<b>-21.81%</b>	<b>49.25%</b>

### % New Visits

Mar 1, 2017 - Mar 31, 2017

**75.35%**

Avg for View: 75.35% (0.00%)

Jan 29, 2017 - Feb 28, 2017

**74.99%**

Avg for View: 74.99% (0.00%)

### Unique Visitors

Mar 1, 2017 - Mar 31, 2017

**9,719**

% of Total: 100.00% (9,719)

Jan 29, 2017 - Feb 28, 2017

**9,157**

% of Total: 100.00% (9,157)

### Pageviews

Mar 1, 2017 - Mar 31, 2017

**23,174**

% of Total: 100.00% (23,174)

Jan 29, 2017 - Feb 28, 2017

**22,517**

% of Total: 100.00% (22,517)

### Pages / Visit

Mar 1, 2017 - Mar 31, 2017

**1.89**

Avg for View: 1.89 (0.00%)

Jan 29, 2017 - Feb 28, 2017

**1.95**

Avg for View: 1.95 (0.00%)

### Avg. Time on Page

Mar 1, 2017 - Mar 31, 2017

**00:01:50**

Avg for View: 00:01:50 (0.00%)

Jan 29, 2017 - Feb 28, 2017

**00:01:53**

Avg for View: 00:01:53 (0.00%)

## Visits and Pageviews by Mobile

Mobile (Including Tablet)	Sessions	Pageviews			
			China	Mar 1, 2017 - Mar 31, 2017	332 00:01:51
				Jan 29, 2017 - Feb 28, 2017	235 00:01:06
No			<b>% Change</b>	<b>41.28%</b>	<b>69.77%</b>
Mar 1, 2017 - Mar 31, 2017	10,175	19,952	Malaysia	Mar 1, 2017 - Mar 31, 2017	315 00:02:46
Jan 29, 2017 - Feb 28, 2017	9,401	19,119		Jan 29, 2017 - Feb 28, 2017	237 00:05:40
<b>% Change</b>	<b>8.23%</b>	<b>4.36%</b>	<b>% Change</b>	<b>32.91%</b>	<b>-51.27%</b>
Yes			France	Mar 1, 2017 - Mar 31, 2017	288 00:01:26
Mar 1, 2017 - Mar 31, 2017	2,105	3,222		Jan 29, 2017 - Feb 28, 2017	293 00:02:25
Jan 29, 2017 - Feb 28, 2017	2,165	3,398	<b>% Change</b>	<b>-1.71%</b>	<b>-40.37%</b>
<b>% Change</b>	<b>-2.77%</b>	<b>-5.18%</b>	Turkey	Mar 1, 2017 - Mar 31, 2017	280 00:02:30
				Jan 29, 2017 - Feb 28, 2017	153 00:02:27
			<b>% Change</b>	<b>83.01%</b>	<b>2.26%</b>
			Brazil	Mar 1, 2017 - Mar 31, 2017	255 00:01:13
				Jan 29, 2017 - Feb 28, 2017	150 00:03:01
			<b>% Change</b>	<b>70.00%</b>	<b>-59.86%</b>