

My Dashboard

Mar 1, 2014 - Mar 31, 2014

Compare to: Mar 1, 2013 - Mar 31, 2013



Visits

Mar 1, 2014 - Mar 31, 2014

5,386

% of Total: 100.00% (5,386)



Mar 1, 2013 - Mar 31, 2013

4,146

% of Total: 100.00% (4,146)



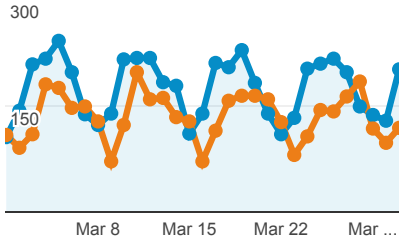
Visits

Mar 1, 2014 - Mar 31, 2014:

● Visits

Mar 1, 2013 - Mar 31, 2013:

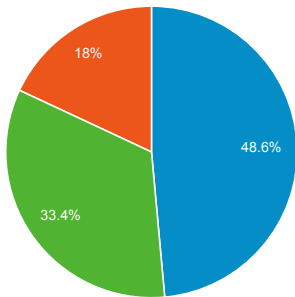
● Visits



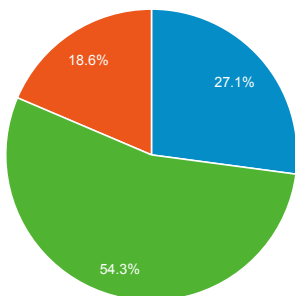
Visits by Traffic Type

■ organic ■ referral ■ direct

Mar 1, 2014 - Mar 31, 2014



Mar 1, 2013 - Mar 31, 2013

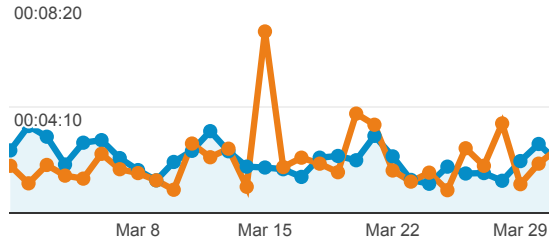


Visits and Pageviews by Mobile

Avg. Visit Duration

Mar 1, 2014 - Mar 31, 2014: ● Avg. Visit Duration

Mar 1, 2013 - Mar 31, 2013: ● Avg. Visit Duration



Visits and Avg. Visit Duration by Country / Territory

Country / Territory	Visits	Avg. Visit Duration
United States		
Mar 1, 2014 - Mar 31, 2014	1,304	00:02:50
Mar 1, 2013 - Mar 31, 2013	1,176	00:02:25
% Change	10.88%	16.76%
India		
Mar 1, 2014 - Mar 31, 2014	436	00:01:46
Mar 1, 2013 - Mar 31, 2013	178	00:01:27
% Change	144.94%	22.01%
United Kingdom		
Mar 1, 2014 - Mar 31, 2014	269	00:01:16
Mar 1, 2013 - Mar 31, 2013	151	00:01:18
% Change	78.15%	-2.24%
China		
Mar 1, 2014 - Mar 31, 2014	257	00:06:23
Mar 1, 2013 - Mar 31, 2013	157	00:02:06
% Change	63.69%	203.33%
Canada		
Mar 1, 2014 - Mar 31, 2014	254	00:01:19
Mar 1, 2013 - Mar 31, 2013	157	00:01:31
% Change	61.78%	13.96%

% New Visits

Mar 1, 2014 - Mar 31, 2014

77.85%

Site Avg: 77.85% (0.00%)



Mar 1, 2013 - Mar 31, 2013

78.34%

Site Avg: 78.34% (0.00%)



Unique Visitors

Mar 1, 2014 - Mar 31, 2014

4,413

% of Total: 100.00% (4,413)



Mar 1, 2013 - Mar 31, 2013

3,401

% of Total: 100.00% (3,401)



Pageviews

Mar 1, 2014 - Mar 31, 2014

12,369

% of Total: 100.00% (12,369)



Mar 1, 2013 - Mar 31, 2013

10,563

% of Total: 100.00% (10,563)



Pages / Visit

Mar 1, 2014 - Mar 31, 2014

2.30

Site Avg: 2.30 (0.00%)



Mar 1, 2013 - Mar 31, 2013

2.55

Site Avg: 2.55 (0.00%)



Avg. Time on Page

Mar 1, 2014 - Mar 31, 2014

00:01:38

Site Avg: 00:01:38 (0.00%)



Mar 1, 2013 - Mar 31, 2013

00:01:24

Site Avg: 00:01:24 (0.00%)



Mobile (Including Tablet)	Visits	Pageviews		% Change	61.78%	-13.88%
No			Germany			
			Mar 1, 2014 - Mar 31, 2014	231	00:01:18	
Mar 1, 2014 - Mar 31, 2014	5,004	11,697	Mar 1, 2013 - Mar 31, 2013	234	00:01:49	
Mar 1, 2013 - Mar 31, 2013	3,998	10,220	% Change	-1.28%	-28.42%	
% Change	25.16%	14.45%	Brazil			
Yes			Mar 1, 2014 - Mar 31, 2014	176	00:02:08	
Mar 1, 2014 - Mar 31, 2014	382	672	Mar 1, 2013 - Mar 31, 2013	120	00:01:19	
Mar 1, 2013 - Mar 31, 2013	148	343	% Change	46.67%	62.28%	
% Change	158.11%	95.92%	France			
			Mar 1, 2014 - Mar 31, 2014	176	00:02:33	
			Mar 1, 2013 - Mar 31, 2013	119	00:01:04	
			% Change	47.90%	139.81%	
			Italy			
			Mar 1, 2014 - Mar 31, 2014	109	00:01:28	
			Mar 1, 2013 - Mar 31, 2013	163	00:01:26	
			% Change	-33.13%	3.12%	
			Turkey			
			Mar 1, 2014 - Mar 31, 2014	103	00:01:33	
			Mar 1, 2013 - Mar 31, 2013	76	00:01:18	
			% Change	35.53%	18.19%	