

**My Dashboard**

Jun 1, 2022 - Jun 30, 2022

Compare to: May 1, 2022 - May 31, 2022

**All Users**  
+0.00% Sessions

**Visits**

Jun 1, 2022 - Jun 30, 2022

**10,054**

% of Total: 100.00% (10,054)

May 1, 2022 - May 31, 2022

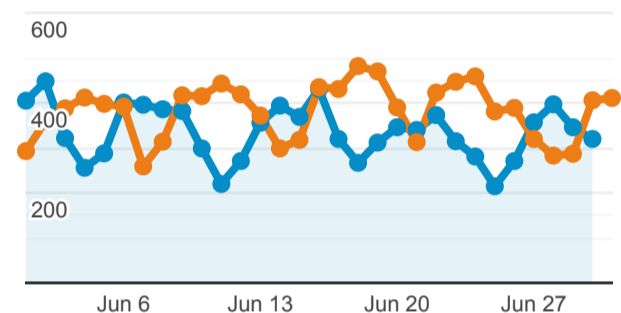
**11,795**

% of Total: 100.00% (11,795)

**Visits and Visits**

Jun 1, 2022 - Jun 30, 2022: Sessions

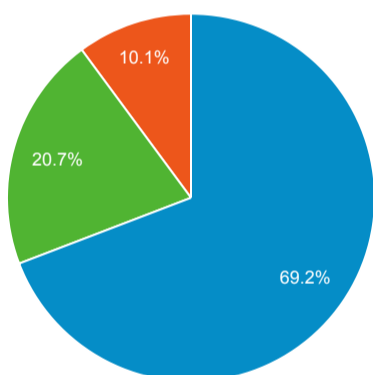
May 1, 2022 - May 31, 2022: Sessions



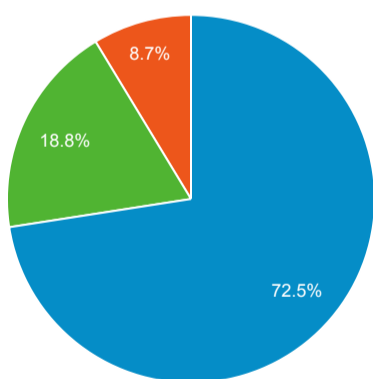
**Visits by Traffic Type**

organic direct referral

Jun 1, 2022 - Jun 30, 2022



May 1, 2022 - May 31, 2022



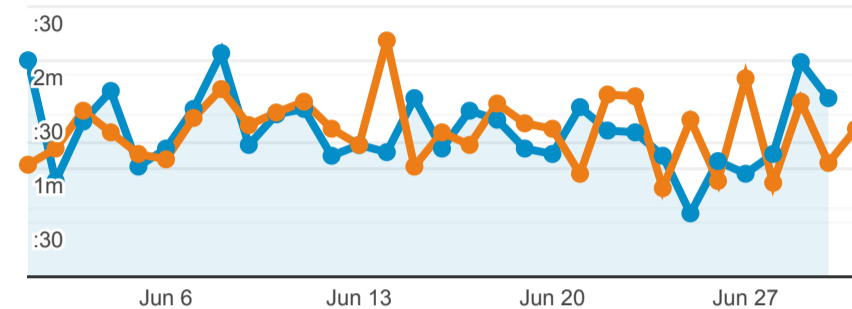
**Visits and Pageviews by Mobile**

Mobile (Including Tablet)	Sessions	Pageviews
No		
Jun 1, 2022 - Jun 30, 2022	6,870	11,331
May 1, 2022 - May 31, 2022	8,596	14,522
<b>% Change</b>	<b>-20.08%</b>	<b>-21.97%</b>
Yes		
Jun 1, 2022 - Jun 30, 2022	3,184	4,145
May 1, 2022 - May 31, 2022	3,199	4,356
<b>% Change</b>	<b>-0.47%</b>	<b>-4.84%</b>

**Avg. Visit Duration**

Jun 1, 2022 - Jun 30, 2022: Avg. Session Duration

May 1, 2022 - May 31, 2022: Avg. Session Duration




**Visits and Avg. Visit Duration by Country / Territory**

Country	Sessions	Avg. Session Duration
<b>India</b>		
Jun 1, 2022 - Jun 30, 2022	2,510	00:01:19
May 1, 2022 - May 31, 2022	2,660	00:01:21
<b>% Change</b>	<b>-5.64%</b>	<b>-2.60%</b>
<b>United States</b>		
Jun 1, 2022 - Jun 30, 2022	1,347	00:01:06
May 1, 2022 - May 31, 2022	1,826	00:01:10
<b>% Change</b>	<b>-26.23%</b>	<b>-5.74%</b>
<b>China</b>		
Jun 1, 2022 - Jun 30, 2022	1,195	00:00:50
May 1, 2022 - May 31, 2022	1,060	00:00:49
<b>% Change</b>	<b>12.74%</b>	<b>2.40%</b>
<b>Germany</b>		
Jun 1, 2022 - Jun 30, 2022	391	00:01:15
May 1, 2022 - May 31, 2022	427	00:01:07
<b>% Change</b>	<b>-8.43%</b>	<b>11.85%</b>
<b>Canada</b>		
Jun 1, 2022 - Jun 30, 2022	264	00:01:06
May 1, 2022 - May 31, 2022	190	00:00:53
<b>% Change</b>	<b>38.95%</b>	<b>24.73%</b>
<b>United Kingdom</b>		
Jun 1, 2022 - Jun 30, 2022	207	00:01:14
May 1, 2022 - May 31, 2022	410	00:01:12
<b>% Change</b>	<b>-49.51%</b>	<b>3.08%</b>
<b>Turkey</b>		
Jun 1, 2022 - Jun 30, 2022	194	00:02:21
May 1, 2022 - May 31, 2022	302	00:02:09
<b>% Change</b>	<b>-35.76%</b>	<b>9.36%</b>
<b>France</b>		
Jun 1, 2022 - Jun 30, 2022	154	00:00:58
May 1, 2022 - May 31, 2022	190	00:02:08
<b>% Change</b>	<b>-18.95%</b>	<b>-54.45%</b>
<b>Malaysia</b>		
Jun 1, 2022 - Jun 30, 2022	154	00:00:54
May 1, 2022 - May 31, 2022	188	00:01:58
<b>% Change</b>	<b>-18.09%</b>	<b>-54.48%</b>
<b>Italy</b>		

**Browser**

Browser	Pageviews
<b>Chrome</b>	
Jun 1, 2022 - Jun 30, 2022	9,895
May 1, 2022 - May 31, 2022	12,805
<b>% Change</b>	<b>-22.73%</b>
<b>Safari</b>	
Jun 1, 2022 - Jun 30, 2022	1,888
May 1, 2022 - May 31, 2022	2,108
<b>% Change</b>	<b>-10.44%</b>
<b>Edge</b>	
Jun 1, 2022 - Jun 30, 2022	1,166
May 1, 2022 - May 31, 2022	1,612
<b>% Change</b>	<b>-27.67%</b>
<b>Firefox</b>	
Jun 1, 2022 - Jun 30, 2022	987
May 1, 2022 - May 31, 2022	1,419
<b>% Change</b>	<b>-30.44%</b>
<b>Android Webview</b>	
Jun 1, 2022 - Jun 30, 2022	895
May 1, 2022 - May 31, 2022	93
<b>% Change</b>	<b>862.37%</b>
<b>Opera</b>	
Jun 1, 2022 - Jun 30, 2022	324
May 1, 2022 - May 31, 2022	375
<b>% Change</b>	<b>-13.60%</b>
<b>Mozilla Compatible Agent</b>	
Jun 1, 2022 - Jun 30, 2022	191
May 1, 2022 - May 31, 2022	228
<b>% Change</b>	<b>-16.23%</b>
<b>Samsung Internet</b>	
Jun 1, 2022 - Jun 30, 2022	51
May 1, 2022 - May 31, 2022	69
<b>% Change</b>	<b>-26.09%</b>
<b>YaBrowser</b>	
Jun 1, 2022 - Jun 30, 2022	26
May 1, 2022 - May 31, 2022	86
<b>% Change</b>	<b>-69.77%</b>
<b>Safari (in-app)</b>	
Jun 1, 2022 - Jun 30, 2022	16
May 1, 2022 - May 31, 2022	28
<b>% Change</b>	<b>-42.86%</b>


**% New Visits**




Jun 1, 2022 - Jun 30, 2022	152	00:02:01
May 1, 2022 - May 31, 2022	149	00:01:12
<b>% Change</b>	<b>2.01%</b>	<b>68.17%</b>


**79.04%**  
Avg for View: 79.04% (0.00%) 


### Unique Visitors

Jun 1, 2022 - Jun 30, 2022  
**8,388**  
% of Total: 100.00% (8,388) 


May 1, 2022 - May 31, 2022  
**9,663**  
% of Total: 100.00% (9,663) 


### Pageviews

Jun 1, 2022 - Jun 30, 2022  
**15,476**  
% of Total: 100.00% (15,476) 


May 1, 2022 - May 31, 2022  
**18,878**  
% of Total: 100.00% (18,878) 

### Pages / Visit

Jun 1, 2022 - Jun 30, 2022  
**1.54**  
Avg for View: 1.54 (0.00%) 

May 1, 2022 - May 31, 2022  
**1.60**  
Avg for View: 1.60 (0.00%) 

### Avg. Time on Page

Jun 1, 2022 - Jun 30, 2022  
**00:02:30**  
Avg for View: 00:02:30 (0.00%) 

May 1, 2022 - May 31, 2022  
**00:02:13**  
Avg for View: 00:02:13 (0.00%) 