

## My Dashboard

Jun 1, 2020 - Jun 30, 2020  
Compare to: May 2, 2020 - May 31, 2020

**All Users**  
+0.00% Sessions

### Visits

Jun 1, 2020 - Jun 30, 2020

**14,592**  
% of Total: 100.00% (14,592)

May 2, 2020 - May 31, 2020

**15,497**  
% of Total: 100.00% (15,497)

### Visits

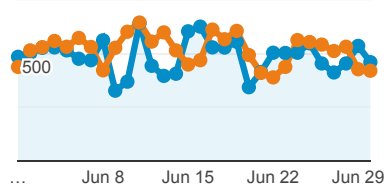
Jun 1, 2020 - Jun 30, 2020:

● Sessions

May 2, 2020 - May 31, 2020:

● Sessions

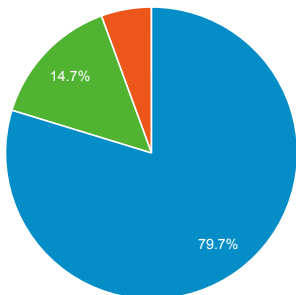
1,000



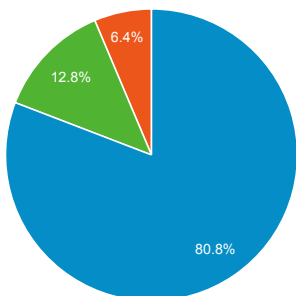
### Visits by Traffic Type

organic direct referral zalo

Jun 1, 2020 - Jun 30, 2020



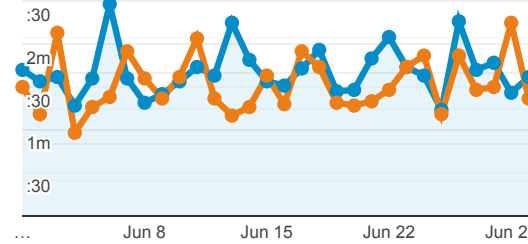
May 2, 2020 - May 31, 2020



### Avg. Visit Duration

Jun 1, 2020 - Jun 30, 2020: ● Avg. Session Duration

May 2, 2020 - May 31, 2020: ● Avg. Session Duration



### Visits and Avg. Visit Duration by Country / Territory

Country	Sessions	Avg. Session Duration
United States		
Jun 1, 2020 - Jun 30, 2020	2,569	00:01:29
May 2, 2020 - May 31, 2020	3,118	00:01:14
<b>% Change</b>	<b>-17.61%</b>	<b>20.35%</b>
India		
Jun 1, 2020 - Jun 30, 2020	2,553	00:01:33
May 2, 2020 - May 31, 2020	2,440	00:01:19
<b>% Change</b>	<b>4.63%</b>	<b>18.44%</b>
Germany		
Jun 1, 2020 - Jun 30, 2020	653	00:02:04
May 2, 2020 - May 31, 2020	511	00:01:27
<b>% Change</b>	<b>27.79%</b>	<b>41.60%</b>
United Kingdom		
Jun 1, 2020 - Jun 30, 2020	499	00:01:27
May 2, 2020 - May 31, 2020	623	00:01:16
<b>% Change</b>	<b>-19.90%</b>	<b>14.62%</b>
Turkey		
Jun 1, 2020 - Jun 30, 2020	461	00:01:39
May 2, 2020 - May 31, 2020	770	00:02:34
<b>% Change</b>	<b>-40.13%</b>	<b>-35.65%</b>
China		

### % New Visits

Jun 1, 2020 - Jun 30, 2020

**77.10%**  
Avg for View: 77.10% (0.00%)

May 2, 2020 - May 31, 2020

**76.94%**  
Avg for View: 76.94% (0.00%)

### Unique Visitors

Jun 1, 2020 - Jun 30, 2020

**11,749**  
% of Total: 100.00% (11,749)

May 2, 2020 - May 31, 2020

**12,498**  
% of Total: 100.00% (12,498)

### Pageviews

Jun 1, 2020 - Jun 30, 2020

**25,881**  
% of Total: 100.00% (25,881)

May 2, 2020 - May 31, 2020

**26,869**  
% of Total: 100.00% (26,869)

### Pages / Visit

Jun 1, 2020 - Jun 30, 2020

**1.77**  
Avg for View: 1.77 (0.00%)

May 2, 2020 - May 31, 2020

**1.73**  
Avg for View: 1.73 (0.00%)

### Avg. Time on Page

Jun 1, 2020 - Jun 30, 2020

**00:02:08**  
Avg for View: 00:02:08 (0.00%)

May 2, 2020 - May 31, 2020

**00:02:04**  
Avg for View: 00:02:04 (0.00%)

### Visits and Pageviews by Mobile

Mobile (Including Tablet)	Sessions	Pageviews			
			Jun 1, 2020 - Jun 30, 2020	421	00:02:04
No			May 2, 2020 - May 31, 2020	462	00:01:21
Jun 1, 2020 - Jun 30, 2020	11,498	21,066	<b>% Change</b>	<b>-8.87%</b>	<b>53.32%</b>
			Canada		
May 2, 2020 - May 31, 2020	12,483	22,298	Jun 1, 2020 - Jun 30, 2020	412	00:01:04
<b>% Change</b>	<b>-7.89%</b>	<b>-5.53%</b>	May 2, 2020 - May 31, 2020	326	00:01:31
Yes			<b>% Change</b>	<b>26.38%</b>	<b>-30.10%</b>
Jun 1, 2020 - Jun 30, 2020	3,094	4,815	Iraq		
May 2, 2020 - May 31, 2020	3,014	4,571	Jun 1, 2020 - Jun 30, 2020	342	00:03:09
<b>% Change</b>	<b>2.65%</b>	<b>5.34%</b>	May 2, 2020 - May 31, 2020	24	00:01:44
			<b>% Change</b>	<b>1,325.00%</b>	<b>82.48%</b>
			Egypt		
			Jun 1, 2020 - Jun 30, 2020	327	00:01:59
			May 2, 2020 - May 31, 2020	583	00:01:26
			<b>% Change</b>	<b>-43.91%</b>	<b>39.20%</b>
			France		
			Jun 1, 2020 - Jun 30, 2020	241	00:01:32
			May 2, 2020 - May 31, 2020	241	00:02:21
			<b>% Change</b>	<b>0.00%</b>	<b>-35.05%</b>