

My Dashboard

Jun 1, 2017 - Jun 30, 2017
Compare to: May 2, 2017 - May 31, 2017

All Users
+0.00% Sessions

Visits

Jun 1, 2017 - Jun 30, 2017

9,218

% of Total: 100.00% (9,218)



May 2, 2017 - May 31, 2017

11,346

% of Total: 100.00% (11,346)



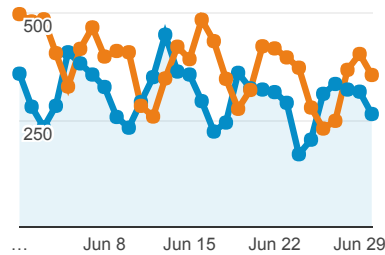
Visits

Jun 1, 2017 - Jun 30, 2017:

Sessions

May 2, 2017 - May 31, 2017:

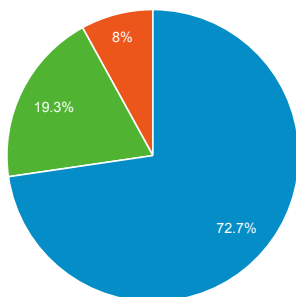
Sessions



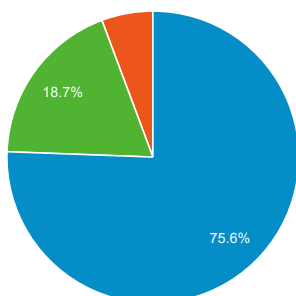
Visits by Traffic Type

organic direct referral

Jun 1, 2017 - Jun 30, 2017



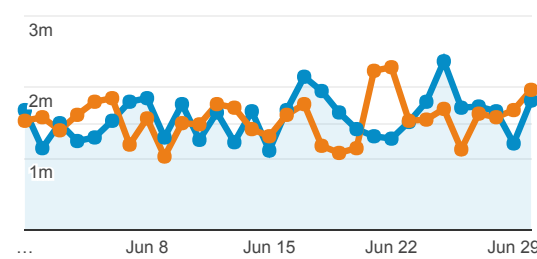
May 2, 2017 - May 31, 2017



Avg. Visit Duration

Jun 1, 2017 - Jun 30, 2017: Avg. Session Duration

May 2, 2017 - May 31, 2017: Avg. Session Duration



Visits and Avg. Visit Duration by Country / Territory

Country	Sessions	Avg. Session Duration
United States		
Jun 1, 2017 - Jun 30, 2017	1,740	00:01:35
May 2, 2017 - May 31, 2017	2,138	00:01:25
% Change	-18.62%	12.84%
India		
Jun 1, 2017 - Jun 30, 2017	1,349	00:01:30
May 2, 2017 - May 31, 2017	2,157	00:01:14
% Change	-37.46%	22.38%
Germany		
Jun 1, 2017 - Jun 30, 2017	525	00:01:23
May 2, 2017 - May 31, 2017	434	00:00:58
% Change	20.97%	42.53%
United Kingdom		
Jun 1, 2017 - Jun 30, 2017	297	00:01:04
May 2, 2017 - May 31, 2017	516	00:00:58
% Change	-42.44%	10.53%
Brazil		
Jun 1, 2017 - Jun 30, 2017	258	00:02:20
May 2, 2017 - May 31, 2017	222	00:02:20
% Change	16.22%	0.46%

% New Visits

Jun 1, 2017 - Jun 30, 2017

75.76%

Avg for View: 75.76% (0.00%)



May 2, 2017 - May 31, 2017

77.70%

Avg for View: 77.70% (0.00%)



Unique Visitors

Jun 1, 2017 - Jun 30, 2017

7,351

% of Total: 100.00% (7,351)



May 2, 2017 - May 31, 2017

9,262

% of Total: 100.00% (9,262)



Pageviews

Jun 1, 2017 - Jun 30, 2017

16,735

% of Total: 100.00% (16,735)



May 2, 2017 - May 31, 2017

20,142

% of Total: 100.00% (20,142)



Pages / Visit

Jun 1, 2017 - Jun 30, 2017

1.82

Avg for View: 1.82 (0.00%)



May 2, 2017 - May 31, 2017

1.78

Avg for View: 1.78 (0.00%)



Avg. Time on Page

Jun 1, 2017 - Jun 30, 2017

00:01:53

Avg for View: 00:01:53 (0.00%)



May 2, 2017 - May 31, 2017

00:02:00

Avg for View: 00:02:00 (0.00%)



Visits and Pageviews by Mobile

Mobile (Including Tablet)	Sessions	Pageviews			
Canada					
			Jun 1, 2017 - Jun 30, 2017	253	00:01:39
			May 2, 2017 - May 31, 2017	177	00:02:44
No			% Change	42.94%	-39.60%
Jun 1, 2017 - Jun 30, 2017	7,544	14,224	China		
May 2, 2017 - May 31, 2017	8,838	16,683	Jun 1, 2017 - Jun 30, 2017	235	00:01:48
% Change	-14.64%	-14.74%	May 2, 2017 - May 31, 2017	272	00:01:45
Yes			% Change	-13.60%	2.30%
Jun 1, 2017 - Jun 30, 2017	1,674	2,511	France		
May 2, 2017 - May 31, 2017	2,508	3,459	Jun 1, 2017 - Jun 30, 2017	223	00:00:48
% Change	-33.25%	-27.41%	May 2, 2017 - May 31, 2017	261	00:01:17
			% Change	-14.56%	-37.48%
			Iran		
			Jun 1, 2017 - Jun 30, 2017	186	00:02:10
			May 2, 2017 - May 31, 2017	198	00:02:11
			% Change	-6.06%	-0.30%
			South Korea		
			Jun 1, 2017 - Jun 30, 2017	186	00:00:45
			May 2, 2017 - May 31, 2017	121	00:00:21
			% Change	53.72%	116.18%