

My Dashboard

Jun 1, 2016 - Jun 30, 2016
Compare to: May 2, 2016 - May 31, 2016

All Users
+0.00% Sessions

Visits

Jun 1, 2016 - Jun 30, 2016

7,409

% of Total: 100.00% (7,409)



May 2, 2016 - May 31, 2016

10,100

% of Total: 100.00% (10,100)



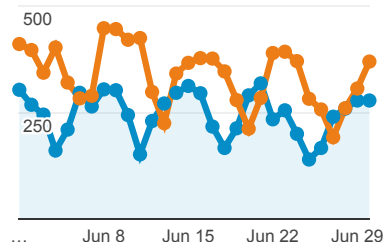
Visits

Jun 1, 2016 - Jun 30, 2016:

● Sessions

May 2, 2016 - May 31, 2016:

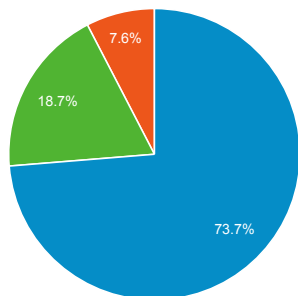
● Sessions



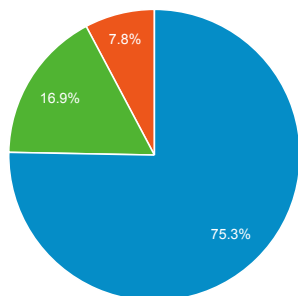
Visits by Traffic Type

■ organic ■ direct ■ referral

Jun 1, 2016 - Jun 30, 2016



May 2, 2016 - May 31, 2016



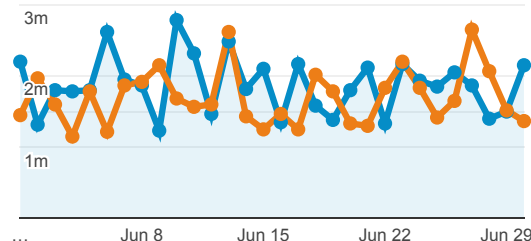
Avg. Visit Duration

Jun 1, 2016 - Jun 30, 2016:

● Avg. Session Duration

May 2, 2016 - May 31, 2016:

● Avg. Session Duration



Visits and Avg. Visit Duration by Country / Territory

Country	Sessions	Avg. Session Duration
United States		
Jun 1, 2016 - Jun 30, 2016	1,402	00:02:04
May 2, 2016 - May 31, 2016	2,056	00:01:39
% Change	-31.81%	25.33%
India		
Jun 1, 2016 - Jun 30, 2016	1,092	00:01:24
May 2, 2016 - May 31, 2016	1,498	00:01:33
% Change	-27.10%	-9.41%
Germany		
Jun 1, 2016 - Jun 30, 2016	372	00:02:46
May 2, 2016 - May 31, 2016	347	00:01:32
% Change	7.20%	80.18%
United Kingdom		
Jun 1, 2016 - Jun 30, 2016	330	00:01:26
May 2, 2016 - May 31, 2016	480	00:01:08
% Change	-31.25%	26.20%
Malaysia		
Jun 1, 2016 - Jun 30, 2016	246	00:01:54
May 2, 2016 - May 31, 2016		

% New Visits

Jun 1, 2016 - Jun 30, 2016

73.99%

Avg for View: 73.99% (0.00%)



May 2, 2016 - May 31, 2016

76.09%

Avg for View: 76.09% (0.00%)



Unique Visitors

Jun 1, 2016 - Jun 30, 2016

5,786

% of Total: 100.00% (5,786)



May 2, 2016 - May 31, 2016

8,018

% of Total: 100.00% (8,018)



Pageviews

Jun 1, 2016 - Jun 30, 2016

15,297

% of Total: 100.00% (15,297)



May 2, 2016 - May 31, 2016

19,403

% of Total: 100.00% (19,403)



Pages / Visit

Jun 1, 2016 - Jun 30, 2016

2.06

Avg for View: 2.06 (0.00%)



May 2, 2016 - May 31, 2016

1.92

Avg for View: 1.92 (0.00%)



Avg. Time on Page

Jun 1, 2016 - Jun 30, 2016

00:01:45

Avg for View: 00:01:45 (0.00%)



May 2, 2016 - May 31, 2016

00:01:48

Avg for View: 00:01:48 (0.00%)



Visits and Pageviews by Mobile

Mobile (Including Tablet)	Sessions	Pageviews
No		
Jun 1, 2016 - Jun 30, 2016	6,225	13,456
May 2, 2016 - May 31, 2016	8,443	16,953
% Change	-26.27%	-20.63%
Yes		
Jun 1, 2016 - Jun 30, 2016	1,184	1,841
May 2, 2016 - May 31, 2016	1,657	2,450
% Change	-28.55%	-24.86%

May 2, 2016 - May 31, 2016	146	00:02:01
% Change	68.49%	-6.22%
Canada		
Jun 1, 2016 - Jun 30, 2016	232	00:02:12
May 2, 2016 - May 31, 2016	218	00:01:50
% Change	6.42%	20.20%
Brazil		
Jun 1, 2016 - Jun 30, 2016	221	00:02:03
May 2, 2016 - May 31, 2016	195	00:02:09
% Change	13.33%	-4.64%
China		
Jun 1, 2016 - Jun 30, 2016	166	00:02:51
May 2, 2016 - May 31, 2016	188	00:02:36
% Change	-11.70%	9.84%
Iran		
Jun 1, 2016 - Jun 30, 2016	155	00:02:01
May 2, 2016 - May 31, 2016	148	00:02:37
% Change	4.73%	-22.83%
France		
Jun 1, 2016 - Jun 30, 2016	154	00:01:42
May 2, 2016 - May 31, 2016	158	00:02:13
% Change	-2.53%	-22.98%