

My Dashboard

Jun 1, 2014 - Jun 30, 2014
Compare to: May 2, 2014 - May 31, 2014

All Sessions +0.00%

+ Add Segment

Visits

Jun 1, 2014 - Jun 30, 2014

4,203

% of Total: 100.00% (4,203)



May 2, 2014 - May 31, 2014

5,101

% of Total: 100.00% (5,101)



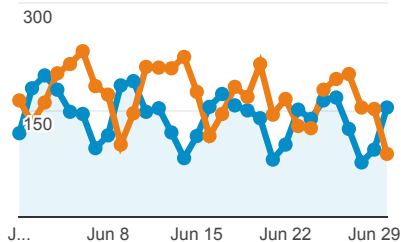
Visits

Jun 1, 2014 - Jun 30, 2014:

● Sessions

May 2, 2014 - May 31, 2014:

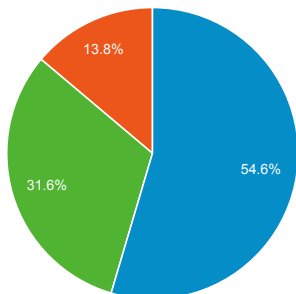
● Sessions



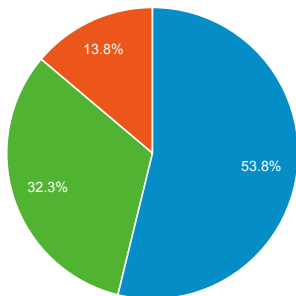
Visits by Traffic Type

■ organic ■ referral ■ direct

Jun 1, 2014 - Jun 30, 2014



May 2, 2014 - May 31, 2014



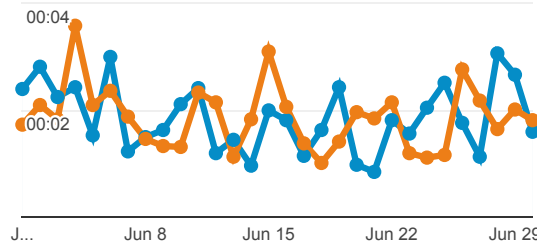
Avg. Visit Duration

Jun 1, 2014 - Jun 30, 2014:

● Avg. Session Duration

May 2, 2014 - May 31, 2014:

● Avg. Session Duration



Visits and Avg. Visit Duration by Country / Territory

Country / Territory	Sessions	Avg. Session Duration
United States		
Jun 1, 2014 - Jun 30, 2014	914	00:02:32
May 2, 2014 - May 31, 2014	1,175	00:02:44
% Change	-22.21%	-7.59%
India		
Jun 1, 2014 - Jun 30, 2014	306	00:01:49
May 2, 2014 - May 31, 2014	312	00:01:04
% Change	-1.92%	69.91%
Germany		
Jun 1, 2014 - Jun 30, 2014	245	00:01:26
May 2, 2014 - May 31, 2014	281	00:01:45
% Change	-12.81%	-17.86%
United Kingdom		
Jun 1, 2014 - Jun 30, 2014	159	00:01:00
May 2, 2014 - May 31, 2014	238	00:01:34
% Change	-33.19%	-36.49%
China		
Jun 1, 2014 - Jun 30, 2014	140	00:01:40
May 2, 2014 - May 31, 2014		

% New Visits

Jun 1, 2014 - Jun 30, 2014

78.94%

Site Avg: 78.94% (0.00%)



May 2, 2014 - May 31, 2014

79.34%

Site Avg: 79.34% (0.00%)



Unique Visitors

Jun 1, 2014 - Jun 30, 2014

3,501

% of Total: 100.00% (3,501)



May 2, 2014 - May 31, 2014

4,257

% of Total: 100.00% (4,257)



Pageviews

Jun 1, 2014 - Jun 30, 2014

9,287

% of Total: 100.00% (9,287)



May 2, 2014 - May 31, 2014

11,171

% of Total: 100.00% (11,171)



Pages / Visit

Jun 1, 2014 - Jun 30, 2014

2.21

Site Avg: 2.21 (0.00%)



May 2, 2014 - May 31, 2014

2.19

Site Avg: 2.19 (0.00%)



Avg. Time on Page

Jun 1, 2014 - Jun 30, 2014

00:01:34

Site Avg: 00:01:34 (0.00%)



May 2, 2014 - May 31, 2014

00:01:36

Site Avg: 00:01:36 (0.00%)



Visits and Pageviews by Mobile

Mobile (Including Tablet)	Sessions	Pageviews			
			% Change	-20.00%	-43.32%
			Canada		
No			Jun 1, 2014 - Jun 30, 2014	137	00:02:26
Jun 1, 2014 - Jun 30, 2014	3,895	8,787	May 2, 2014 - May 31, 2014	146	00:01:47
May 2, 2014 - May 31, 2014	4,710	10,534	% Change	-6.16%	36.05%
% Change	-17.30%	-16.58%	France		
Yes			Jun 1, 2014 - Jun 30, 2014	135	00:03:01
Jun 1, 2014 - Jun 30, 2014	308	500	May 2, 2014 - May 31, 2014	123	00:03:24
May 2, 2014 - May 31, 2014	391	637	% Change	9.76%	-11.03%
% Change	-21.23%	-21.51%	Brazil		
			Jun 1, 2014 - Jun 30, 2014	127	00:01:56
			May 2, 2014 - May 31, 2014	186	00:01:40
			% Change	-31.72%	15.66%
			Italy		
			Jun 1, 2014 - Jun 30, 2014	102	00:01:25
			May 2, 2014 - May 31, 2014	77	00:00:53
			% Change	32.47%	60.88%
			Iran		
			Jun 1, 2014 - Jun 30, 2014	87	00:00:40
			May 2, 2014 - May 31, 2014	100	00:02:05
			% Change	-13.00%	-68.08%