

My Dashboard

Jul 1, 2022 - Jul 31, 2022
Compare to: Jun 1, 2022 - Jun 30, 2022

All Users
+0.00% Sessions

Visits

Jul 1, 2022 - Jul 31, 2022

8,591

% of Total: 100.00% (8,591)

Jun 1, 2022 - Jun 30, 2022

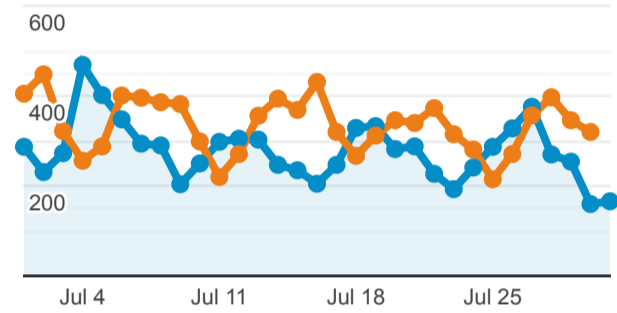
10,054

% of Total: 100.00% (10,054)

Visits

Jul 1, 2022 - Jul 31, 2022: Sessions

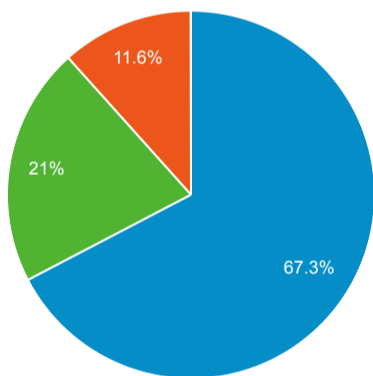
Jun 1, 2022 - Jun 30, 2022: Sessions



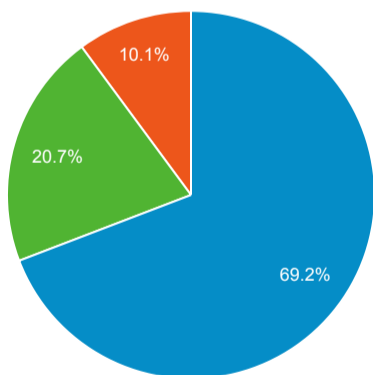
Visits by Traffic Type

organic direct referral zalo

Jul 1, 2022 - Jul 31, 2022



Jun 1, 2022 - Jun 30, 2022



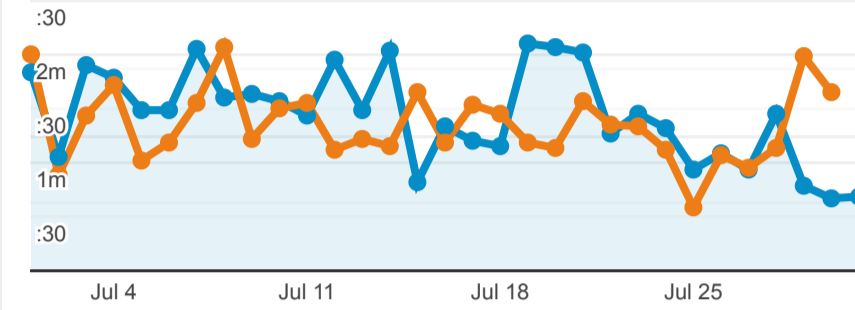
Visits and Pageviews by Mobile

Mobile (Including Tablet)	Sessions	Pageviews
No		
Jul 1, 2022 - Jul 31, 2022	5,782	10,031
Jun 1, 2022 - Jun 30, 2022	6,870	11,331
% Change	-15.84%	-11.47%
Yes		
Jul 1, 2022 - Jul 31, 2022	2,809	3,830
Jun 1, 2022 - Jun 30, 2022	3,184	4,145
% Change	-11.78%	-7.60%

Avg. Visit Duration

Jul 1, 2022 - Jul 31, 2022: Avg. Session Duration

Jun 1, 2022 - Jun 30, 2022: Avg. Session Duration



Visits and Avg. Visit Duration by Country / Territory

Country	Sessions	Avg. Session Duration
India		
Jul 1, 2022 - Jul 31, 2022	2,237	00:01:45
Jun 1, 2022 - Jun 30, 2022	2,510	00:01:19
% Change	-10.88%	33.15%
United States		
Jul 1, 2022 - Jul 31, 2022	1,297	00:01:12
Jun 1, 2022 - Jun 30, 2022	1,347	00:01:06
% Change	-3.71%	9.28%
China		
Jul 1, 2022 - Jul 31, 2022	1,051	00:00:38
Jun 1, 2022 - Jun 30, 2022	1,195	00:00:50
% Change	-12.05%	-23.60%
Germany		
Jul 1, 2022 - Jul 31, 2022	424	00:02:05
Jun 1, 2022 - Jun 30, 2022	391	00:01:15
% Change	8.44%	67.84%
United Kingdom		
Jul 1, 2022 - Jul 31, 2022	207	00:01:31
Jun 1, 2022 - Jun 30, 2022	207	00:01:14
% Change	0.00%	23.13%
Canada		
Jul 1, 2022 - Jul 31, 2022	193	00:01:21
Jun 1, 2022 - Jun 30, 2022	264	00:01:06
% Change	-26.89%	23.31%
France		
Jul 1, 2022 - Jul 31, 2022	163	00:01:35
Jun 1, 2022 - Jun 30, 2022	154	00:00:58
% Change	5.84%	63.16%
Iran		
Jul 1, 2022 - Jul 31, 2022	160	00:02:48
Jun 1, 2022 - Jun 30, 2022	139	00:01:38
% Change	15.11%	71.53%
Italy		
Jul 1, 2022 - Jul 31, 2022	127	00:01:19
Jun 1, 2022 - Jun 30, 2022	152	00:02:01
% Change	-16.45%	-34.69%
Japan		

% New Visits

Jul 1, 2022 - Jul 31, 2022

77.51%

Avg for View: 77.51% (0.00%)

Jun 1, 2022 - Jun 30, 2022

79.38%

Avg for View: 79.38% (0.00%)

Unique Visitors

Jul 1, 2022 - Jul 31, 2022

6,881

% of Total: 100.00% (6,881)

Jun 1, 2022 - Jun 30, 2022

8,388

% of Total: 100.00% (8,388)

Pageviews

Jul 1, 2022 - Jul 31, 2022

13,861

% of Total: 100.00% (13,861)

Jun 1, 2022 - Jun 30, 2022

15,476

% of Total: 100.00% (15,476)

Pages / Visit

Jul 1, 2022 - Jul 31, 2022

1.61

Avg for View: 1.61 (0.00%)

Jun 1, 2022 - Jun 30, 2022

1.54

Avg for View: 1.54 (0.00%)

Avg. Time on Page

Jul 1, 2022 - Jul 31, 2022

00:02:22

Avg for View: 00:02:22 (0.00%)

Jun 1, 2022 - Jun 30, 2022

00:02:30

Avg for View: 00:02:30 (0.00%)

Jul 1, 2022 - Jul 31, 2022	125	00:00:35
Jun 1, 2022 - Jun 30, 2022	131	00:00:58
% Change	-4.58%	-40.72%

