

## My Dashboard

Jul 1, 2019 - Jul 31, 2019  
Compare to: May 31, 2019 - Jun 30, 2019

All Users  
+0.00% Sessions

### Visits

Jul 1, 2019 - Jul 31, 2019

**9,437**  
% of Total: 100.00% (9,437)



May 31, 2019 - Jun 30, 2019

**10,216**  
% of Total: 100.00% (10,216)



### Visits and Visits

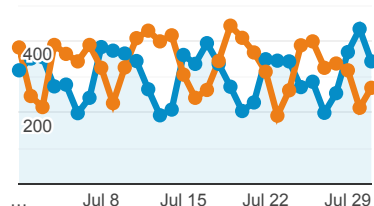
Jul 1, 2019 - Jul 31, 2019:

Sessions

May 31, 2019 - Jun 30, 2019:

Sessions

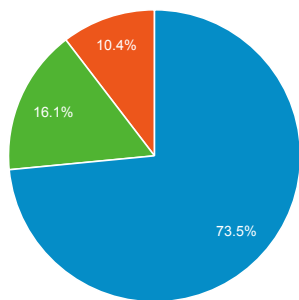
600



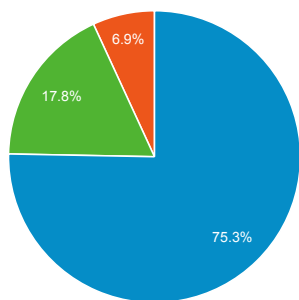
### Visits by Traffic Type

organic direct referral

Jul 1, 2019 - Jul 31, 2019



May 31, 2019 - Jun 30, 2019



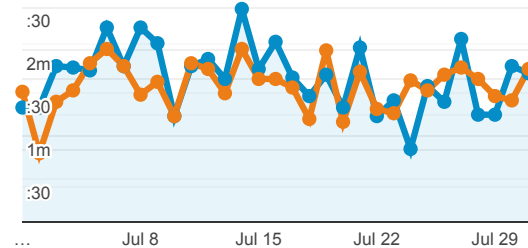
### Visits and Pageviews by Mobile

Mobile

### Avg. Visit Duration

Jul 1, 2019 - Jul 31, 2019: Avg. Session Duration

May 31, 2019 - Jun 30, 2019: Avg. Session Duration



### Visits and Avg. Visit Duration by Country / Territory

Country	Sessions	Avg. Session Duration
United States		
Jul 1, 2019 - Jul 31, 2019	2,170	00:01:32
May 31, 2019 - Jun 30, 2019	2,231	00:01:21
<b>% Change</b>	<b>-2.73%</b>	<b>13.49%</b>
India		
Jul 1, 2019 - Jul 31, 2019	1,537	00:01:24
May 31, 2019 - Jun 30, 2019	1,716	00:01:30
<b>% Change</b>	<b>-10.43%</b>	<b>-7.19%</b>
United Kingdom		
Jul 1, 2019 - Jul 31, 2019	569	00:01:33
May 31, 2019 - Jun 30, 2019	472	00:01:28
<b>% Change</b>	<b>20.55%</b>	<b>5.80%</b>
Germany		
Jul 1, 2019 - Jul 31, 2019	448	00:01:40
May 31, 2019 - Jun 30, 2019	396	00:01:55
<b>% Change</b>	<b>13.13%</b>	<b>-12.99%</b>
China		
Jul 1, 2019 - Jul 31, 2019	434	00:01:24
May 31, 2019 - Jun 30, 2019	339	00:01:16
<b>% Change</b>	<b>28.02%</b>	<b>11.45%</b>
Japan		
Jul 1, 2019 - Jul 31, 2019	294	00:00:28
May 31, 2019 - Jun 30, 2019	232	00:00:46
<b>% Change</b>	<b>26.72%</b>	<b>-39.13%</b>

### Browser

Browser	Pageviews
Chrome	
Jul 1, 2019 - Jul 31, 2019	11,444
May 31, 2019 - Jun 30, 2019	12,731
<b>% Change</b>	<b>-10.11%</b>
Firefox	
Jul 1, 2019 - Jul 31, 2019	2,444
May 31, 2019 - Jun 30, 2019	1,973
<b>% Change</b>	<b>23.87%</b>
Safari	
Jul 1, 2019 - Jul 31, 2019	1,488
May 31, 2019 - Jun 30, 2019	1,564
<b>% Change</b>	<b>-4.86%</b>
Edge	
Jul 1, 2019 - Jul 31, 2019	573
May 31, 2019 - Jun 30, 2019	460
<b>% Change</b>	<b>24.57%</b>
Internet Explorer	
Jul 1, 2019 - Jul 31, 2019	347
May 31, 2019 - Jun 30, 2019	252
<b>% Change</b>	<b>37.70%</b>
UC Browser	
Jul 1, 2019 - Jul 31, 2019	307
May 31, 2019 - Jun 30, 2019	129
<b>% Change</b>	<b>137.98%</b>
Opera	
Jul 1, 2019 - Jul 31, 2019	248
May 31, 2019 - Jun 30, 2019	313
<b>% Change</b>	<b>-20.77%</b>
Samsung Internet	
Jul 1, 2019 - Jul 31, 2019	102
May 31, 2019 - Jun 30, 2019	119
<b>% Change</b>	<b>-14.29%</b>

(Including Tablet)

Sessions Pageviews

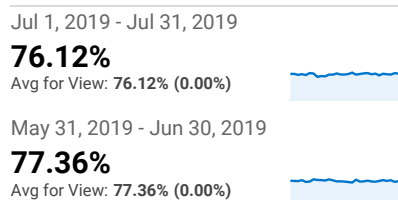
No		
Jul 1, 2019 - Jul 31, 2019	7,331	14,079
May 31, 2019 - Jun 30, 2019	7,963	14,358
<b>% Change</b>	<b>-7.94%</b>	<b>-1.94%</b>

Yes		
Jul 1, 2019 - Jul 31, 2019	2,106	3,094
May 31, 2019 - Jun 30, 2019	2,253	3,442
<b>% Change</b>	<b>-6.52%</b>	<b>-10.11%</b>

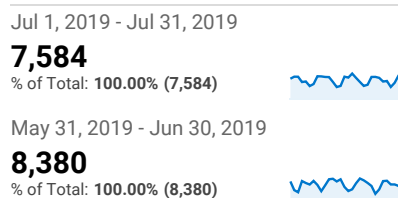
<b>% Change</b>	<b>26.72%</b>	<b>-39.45%</b>
Canada		
Jul 1, 2019 - Jul 31, 2019	232	00:01:21
May 31, 2019 - Jun 30, 2019	264	00:02:00
<b>% Change</b>	<b>-12.12%</b>	<b>-32.23%</b>
Colombia		
Jul 1, 2019 - Jul 31, 2019	184	00:03:47
May 31, 2019 - Jun 30, 2019	120	00:02:41
<b>% Change</b>	<b>53.33%</b>	<b>40.74%</b>
Spain		
Jul 1, 2019 - Jul 31, 2019	153	00:03:13
May 31, 2019 - Jun 30, 2019	152	00:03:04
<b>% Change</b>	<b>0.66%</b>	<b>5.26%</b>
Italy		
Jul 1, 2019 - Jul 31, 2019	142	00:01:44
May 31, 2019 - Jun 30, 2019	147	00:01:38
<b>% Change</b>	<b>-3.40%</b>	<b>6.24%</b>

Opera Mini	
Jul 1, 2019 - Jul 31, 2019	90
May 31, 2019 - Jun 30, 2019	110
<b>% Change</b>	<b>-18.18%</b>
'Mozilla	
Jul 1, 2019 - Jul 31, 2019	38
May 31, 2019 - Jun 30, 2019	54
<b>% Change</b>	<b>-29.63%</b>

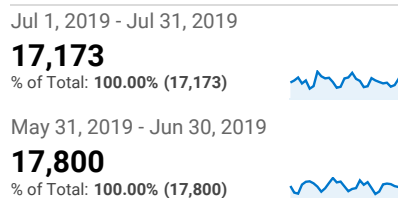
### % New Visits



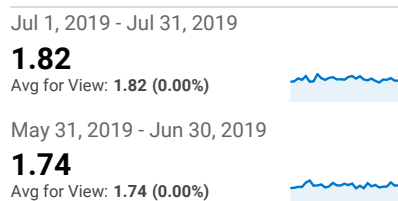
### Unique Visitors



### Pageviews



### Pages / Visit



### Avg. Time on Page

