

My Dashboard

Jul 1, 2015 - Jul 31, 2015
Compare to: May 31, 2015 - Jun 30, 2015

All Sessions
+0.00%

Visits

Jul 1, 2015 - Jul 31, 2015

5,696

% of Total: 100.00% (5,696)



May 31, 2015 - Jun 30, 2015

6,605

% of Total: 100.00% (6,605)



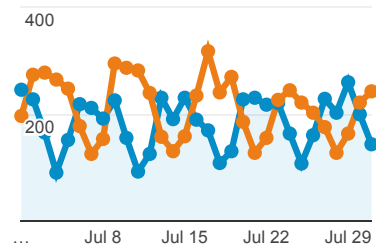
Visits

Jul 1, 2015 - Jul 31, 2015:

● Sessions

May 31, 2015 - Jun 30, 2015:

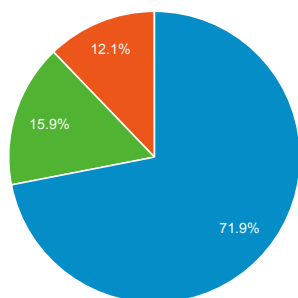
● Sessions



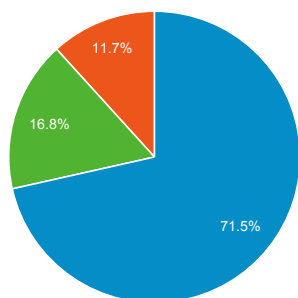
Visits by Traffic Type

■ organic ■ referral ■ direct
■ twitter

Jul 1, 2015 - Jul 31, 2015



May 31, 2015 - Jun 30, 2015



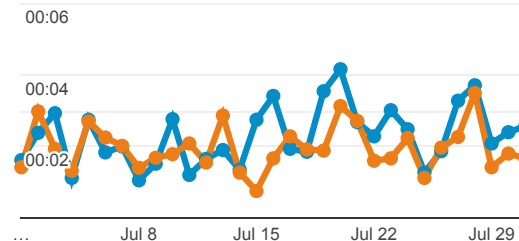
Avg. Visit Duration

Jul 1, 2015 - Jul 31, 2015:

● Avg. Session Duration

May 31, 2015 - Jun 30, 2015:

● Avg. Session Duration



Visits and Avg. Visit Duration by Country / Territory

Country	Sessions	Avg. Session Duration
United States		
Jul 1, 2015 - Jul 31, 2015	1,242	00:03:04
May 31, 2015 - Jun 30, 2015	1,316	00:02:31
% Change	-5.62%	22.01%
India		
Jul 1, 2015 - Jul 31, 2015	656	00:01:31
May 31, 2015 - Jun 30, 2015	792	00:01:55
% Change	-17.17%	-21.13%
Germany		
Jul 1, 2015 - Jul 31, 2015	372	00:02:34
May 31, 2015 - Jun 30, 2015	363	00:02:03
% Change	2.48%	24.85%
United Kingdom		
Jul 1, 2015 - Jul 31, 2015	227	00:02:08
May 31, 2015 - Jun 30, 2015	238	00:01:57
% Change	-4.62%	9.84%
Canada		
Jul 1, 2015 - Jul 31, 2015	216	00:01:49
May 31, 2015 - Jun 30, 2015		

% New Visits

Jul 1, 2015 - Jul 31, 2015

71.56%

Avg for View: 71.56% (0.00%)



May 31, 2015 - Jun 30, 2015

76.20%

Avg for View: 76.20% (0.00%)



Unique Visitors

Jul 1, 2015 - Jul 31, 2015

4,341

% of Total: 100.00% (4,341)



May 31, 2015 - Jun 30, 2015

5,299

% of Total: 100.00% (5,299)



Pageviews

Jul 1, 2015 - Jul 31, 2015

12,905

% of Total: 100.00% (12,905)



May 31, 2015 - Jun 30, 2015

14,407

% of Total: 100.00% (14,407)



Pages / Visit

Jul 1, 2015 - Jul 31, 2015

2.27

Avg for View: 2.27 (0.00%)



May 31, 2015 - Jun 30, 2015

2.18

Avg for View: 2.18 (0.00%)



Avg. Time on Page

Jul 1, 2015 - Jul 31, 2015

00:01:50

Avg for View: 00:01:50 (0.00%)



May 31, 2015 - Jun 30, 2015

00:01:38

Avg for View: 00:01:38 (0.00%)



Visits and Pageviews by Mobile

Mobile (Including Tablet)	Sessions	Pageviews			
			May 31, 2015 - Jun 30, 2015	158	00:01:45
			% Change	36.71%	3.88%
			France		
No			Jul 1, 2015 - Jul 31, 2015	163	00:03:47
Jul 1, 2015 - Jul 31, 2015	5,068	11,909	May 31, 2015 - Jun 30, 2015	154	00:01:28
May 31, 2015 - Jun 30, 2015	5,861	13,168	% Change	5.84%	159.41%
% Change	-13.53%	-9.56%	China		
Yes			Jul 1, 2015 - Jul 31, 2015	157	00:01:41
Jul 1, 2015 - Jul 31, 2015	628	996	May 31, 2015 - Jun 30, 2015	129	00:03:05
May 31, 2015 - Jun 30, 2015	744	1,239	% Change	21.71%	-45.18%
% Change	-15.59%	-19.61%	Italy		
			Jul 1, 2015 - Jul 31, 2015	154	00:01:17
			May 31, 2015 - Jun 30, 2015	127	00:01:59
			% Change	21.26%	-34.99%
			Spain		
			Jul 1, 2015 - Jul 31, 2015	130	00:03:04
			May 31, 2015 - Jun 30, 2015	115	00:00:50
			% Change	13.04%	266.36%
			Japan		
			Jul 1, 2015 - Jul 31, 2015	129	00:01:53
			May 31, 2015 - Jun 30, 2015	89	00:01:37
			% Change	44.94%	17.09%