

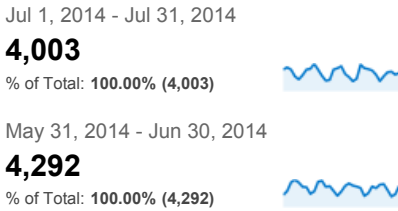
# My Dashboard

Jul 1, 2014 - Jul 31, 2014  
Compare to: May 31, 2014 - Jun 30, 2014

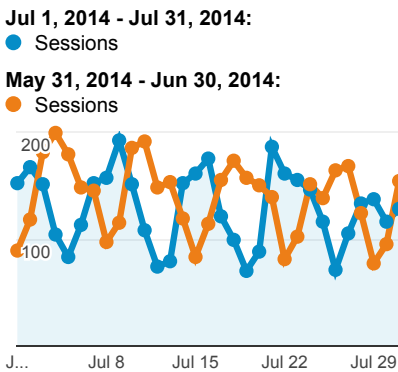
All Sessions  
+0.00%

+ Add Segment

## Visits



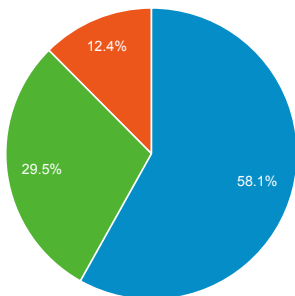
## Visits



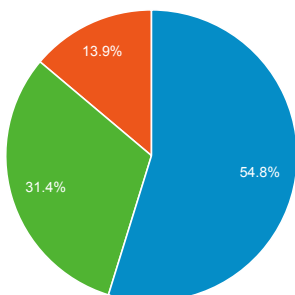
## Visits by Traffic Type

organic referral direct

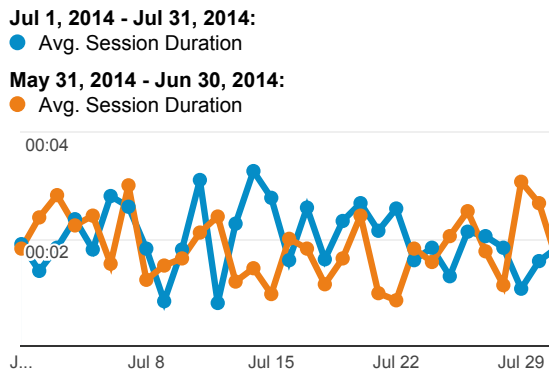
Jul 1, 2014 - Jul 31, 2014



May 31, 2014 - Jun 30, 2014



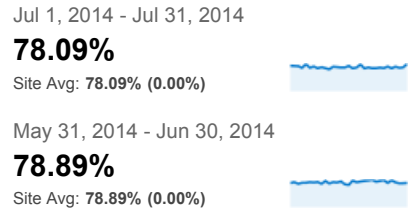
## Avg. Visit Duration



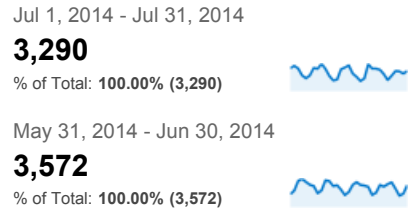
## Visits and Avg. Visit Duration by Country / Territory

| Country / Territory         | Sessions      | Avg. Session Duration |
|-----------------------------|---------------|-----------------------|
| United States               |               |                       |
| Jul 1, 2014 - Jul 31, 2014  | 906           | 00:03:15              |
| May 31, 2014 - Jun 30, 2014 | 930           | 00:02:29              |
| <b>% Change</b>             | <b>-2.58%</b> | <b>30.60%</b>         |
| India                       |               |                       |
| Jul 1, 2014 - Jul 31, 2014  | 319           | 00:02:20              |
| May 31, 2014 - Jun 30, 2014 | 310           | 00:01:47              |
| <b>% Change</b>             | <b>2.90%</b>  | <b>31.04%</b>         |
| Germany                     |               |                       |
| Jul 1, 2014 - Jul 31, 2014  | 289           | 00:02:10              |
| May 31, 2014 - Jun 30, 2014 | 251           | 00:01:24              |
| <b>% Change</b>             | <b>15.14%</b> | <b>54.45%</b>         |
| Canada                      |               |                       |
| Jul 1, 2014 - Jul 31, 2014  | 169           | 00:01:30              |
| May 31, 2014 - Jun 30, 2014 | 137           | 00:02:26              |
| <b>% Change</b>             | <b>23.36%</b> | <b>-38.60%</b>        |
| United Kingdom              |               |                       |
| Jul 1, 2014 - Jul 31, 2014  | 152           | 00:02:03              |
| May 31, 2014 - Jun 30, 2014 | 152           | 00:02:03              |

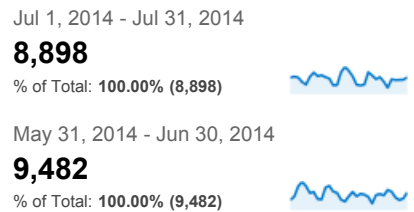
## % New Visits



## Unique Visitors



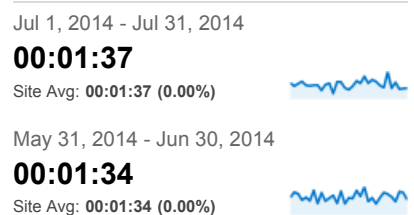
## Pageviews



## Pages / Visit



## Avg. Time on Page



## Visits and Pageviews by Mobile

| Mobile (Including Tablet)   | Sessions      | Pageviews     |                             |               |                |
|-----------------------------|---------------|---------------|-----------------------------|---------------|----------------|
|                             |               |               | <b>% Change</b>             | <b>-6.75%</b> | <b>89.99%</b>  |
| Brazil                      |               |               |                             |               |                |
| No                          |               |               | Jul 1, 2014 - Jul 31, 2014  | 147           | 00:01:25       |
| Jul 1, 2014 - Jul 31, 2014  | 3,706         | 8,341         | May 31, 2014 - Jun 30, 2014 | 131           | 00:01:53       |
| May 31, 2014 - Jun 30, 2014 | 3,973         | 8,969         | <b>% Change</b>             | <b>12.21%</b> | <b>-24.91%</b> |
| <b>% Change</b>             | <b>-6.72%</b> | <b>-7.00%</b> | China                       |               |                |
| Yes                         |               |               | Jul 1, 2014 - Jul 31, 2014  | 143           | 00:02:17       |
| Jul 1, 2014 - Jul 31, 2014  | 297           | 557           | May 31, 2014 - Jun 30, 2014 | 143           | 00:01:45       |
| May 31, 2014 - Jun 30, 2014 | 319           | 513           | <b>% Change</b>             | <b>0.00%</b>  | <b>30.97%</b>  |
| <b>% Change</b>             | <b>-6.90%</b> | <b>8.58%</b>  | France                      |               |                |
|                             |               |               | Jul 1, 2014 - Jul 31, 2014  | 136           | 00:01:55       |
|                             |               |               | May 31, 2014 - Jun 30, 2014 | 135           | 00:03:01       |
|                             |               |               | <b>% Change</b>             | <b>0.74%</b>  | <b>-36.53%</b> |
| Italy                       |               |               |                             |               |                |
|                             |               |               | Jul 1, 2014 - Jul 31, 2014  | 103           | 00:00:54       |
|                             |               |               | May 31, 2014 - Jun 30, 2014 | 103           | 00:01:28       |
|                             |               |               | <b>% Change</b>             | <b>0.00%</b>  | <b>-38.94%</b> |
| Philippines                 |               |               |                             |               |                |
|                             |               |               | Jul 1, 2014 - Jul 31, 2014  | 83            | 00:01:03       |
|                             |               |               | May 31, 2014 - Jun 30, 2014 | 56            | 00:01:29       |
|                             |               |               | <b>% Change</b>             | <b>48.21%</b> | <b>-28.73%</b> |