

My Dashboard

Jan 1, 2023 - Jan 31, 2023
Compare to: Dec 1, 2022 - Dec 31, 2022

All Users
+0.00% Sessions

Visits

Jan 1, 2023 - Jan 31, 2023

5,767

% of Total: 100.00% (5,767)

Dec 1, 2022 - Dec 31, 2022

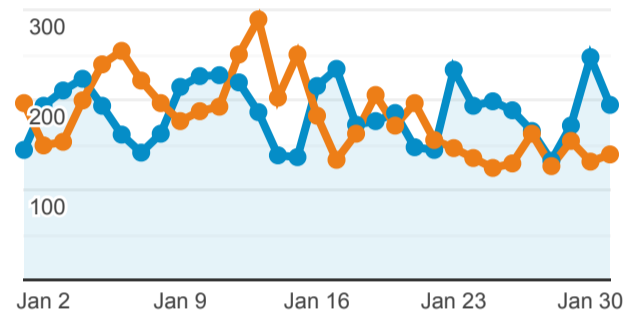
5,603

% of Total: 100.00% (5,603)

Visits

Jan 1, 2023 - Jan 31, 2023: Sessions

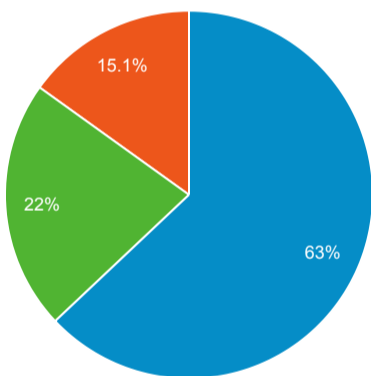
Dec 1, 2022 - Dec 31, 2022: Sessions



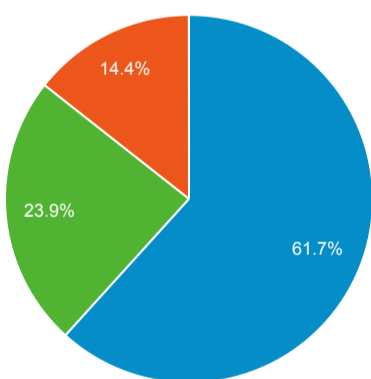
Visits by Traffic Type

organic direct referral (not set)

Jan 1, 2023 - Jan 31, 2023



Dec 1, 2022 - Dec 31, 2022



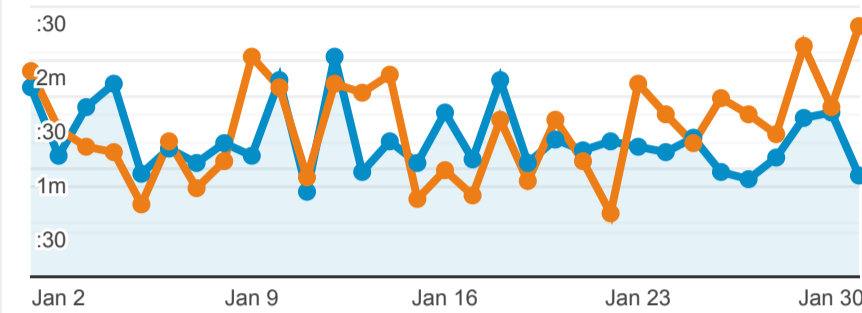
Visits and Pageviews by Mobile

Mobile (Including Tablet)	Sessions	Pageviews
No		
Jan 1, 2023 - Jan 31, 2023	4,407	7,141
Dec 1, 2022 - Dec 31, 2022	4,141	6,920
% Change	6.42%	3.19%
Yes		
Jan 1, 2023 - Jan 31, 2023	1,360	1,762
Dec 1, 2022 - Dec 31, 2022	1,462	1,990
% Change	-6.98%	-11.46%

Avg. Visit Duration

Jan 1, 2023 - Jan 31, 2023: Avg. Session Duration

Dec 1, 2022 - Dec 31, 2022: Avg. Session Duration



Visits and Avg. Visit Duration by Country / Territory

Country	Sessions	Avg. Session Duration
India		
Jan 1, 2023 - Jan 31, 2023	948	00:00:57
Dec 1, 2022 - Dec 31, 2022	956	00:01:11
% Change	-0.84%	-19.74%
United States		
Jan 1, 2023 - Jan 31, 2023	942	00:01:05
Dec 1, 2022 - Dec 31, 2022	876	00:01:16
% Change	7.53%	-14.88%
China		
Jan 1, 2023 - Jan 31, 2023	354	00:00:45
Dec 1, 2022 - Dec 31, 2022	454	00:00:32
% Change	-22.03%	40.62%
Germany		
Jan 1, 2023 - Jan 31, 2023	269	00:01:31
Dec 1, 2022 - Dec 31, 2022	218	00:01:22
% Change	23.39%	10.70%
United Kingdom		
Jan 1, 2023 - Jan 31, 2023	200	00:00:44
Dec 1, 2022 - Dec 31, 2022	166	00:01:27
% Change	20.48%	-49.09%
Türkiye		
Jan 1, 2023 - Jan 31, 2023	191	00:01:46
Dec 1, 2022 - Dec 31, 2022	239	00:01:58
% Change	-20.08%	-10.18%
Canada		
Jan 1, 2023 - Jan 31, 2023	163	00:00:35
Dec 1, 2022 - Dec 31, 2022	154	00:01:27
% Change	5.84%	-60.21%
Japan		
Jan 1, 2023 - Jan 31, 2023	151	00:02:31
Dec 1, 2022 - Dec 31, 2022	79	00:01:03
% Change	91.14%	140.64%
Italy		
Jan 1, 2023 - Jan 31, 2023	135	00:01:35
Dec 1, 2022 - Dec 31, 2022	114	00:02:32
% Change	18.42%	-37.48%
France		

% New Visits

Jan 1, 2023 - Jan 31, 2023

77.91%

Avg for View: 77.91% (0.00%)

Dec 1, 2022 - Dec 31, 2022

79.05%

Avg for View: 79.05% (0.00%)

Unique Visitors

Jan 1, 2023 - Jan 31, 2023

4,684

% of Total: 100.00% (4,684)

Dec 1, 2022 - Dec 31, 2022

4,619

% of Total: 100.00% (4,619)

Pageviews

Jan 1, 2023 - Jan 31, 2023

8,903

% of Total: 100.00% (8,903)

Dec 1, 2022 - Dec 31, 2022

8,910

% of Total: 100.00% (8,910)

Pages / Visit

Jan 1, 2023 - Jan 31, 2023

1.54

Avg for View: 1.54 (0.00%)

Dec 1, 2022 - Dec 31, 2022

1.59

Avg for View: 1.59 (0.00%)

Avg. Time on Page

Jan 1, 2023 - Jan 31, 2023

00:02:20

Avg for View: 00:02:20 (0.00%)

Dec 1, 2022 - Dec 31, 2022

00:02:17

Avg for View: 00:02:17 (0.00%)

Jan 1, 2023 - Jan 31, 2023	127	00:02:39
Dec 1, 2022 - Dec 31, 2022	89	00:00:50
% Change	42.70%	217.65%