

My Dashboard

Jan 1, 2022 - Jan 31, 2022
Compare to: Dec 1, 2021 - Dec 31, 2021

All Users
+0.00% Sessions

Visits

Jan 1, 2022 - Jan 31, 2022

11,215

% of Total: 100.00% (11,215)

Dec 1, 2021 - Dec 31, 2021

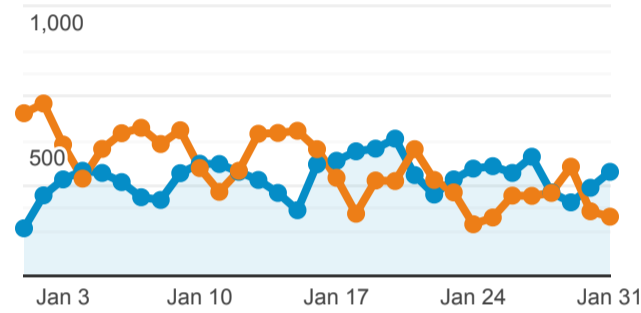
12,387

% of Total: 100.00% (12,387)

Visits and Visits

Jan 1, 2022 - Jan 31, 2022: Sessions

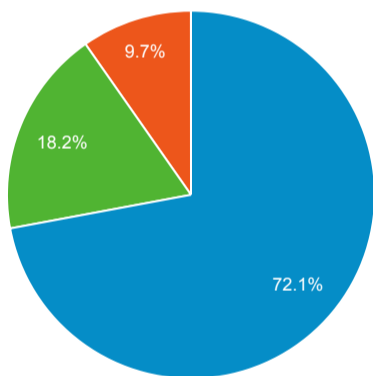
Dec 1, 2021 - Dec 31, 2021: Sessions



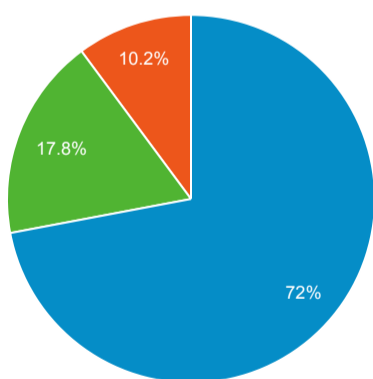
Visits by Traffic Type

organic direct referral (not set)

Jan 1, 2022 - Jan 31, 2022



Dec 1, 2021 - Dec 31, 2021



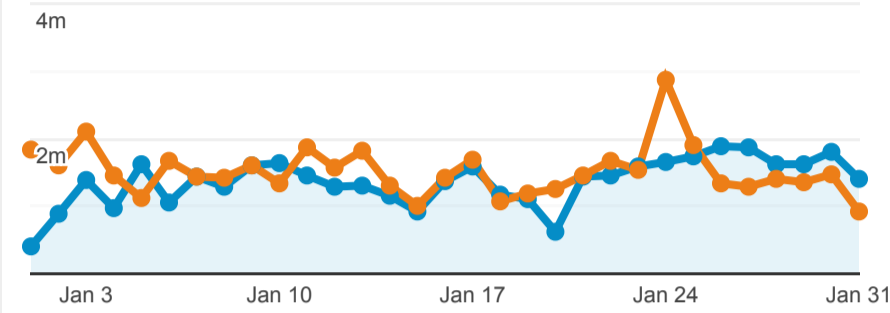
Visits and Pageviews by Mobile

Mobile (Including Tablet)	Sessions	Pageviews
No		
Jan 1, 2022 - Jan 31, 2022	8,043	14,143
Dec 1, 2021 - Dec 31, 2021	9,066	15,946
% Change	-11.28%	-11.31%
Yes		
Jan 1, 2022 - Jan 31, 2022	3,172	4,195
Dec 1, 2021 - Dec 31, 2021	3,321	4,694
% Change	-4.49%	-10.63%

Avg. Visit Duration

Jan 1, 2022 - Jan 31, 2022: Avg. Session Duration

Dec 1, 2021 - Dec 31, 2021: Avg. Session Duration




Visits and Avg. Visit Duration by Country / Territory

Country	Sessions	Avg. Session Duration
India		
Jan 1, 2022 - Jan 31, 2022	2,378	00:01:14
Dec 1, 2021 - Dec 31, 2021	2,591	00:01:26
% Change	-8.22%	-13.51%
United States		
Jan 1, 2022 - Jan 31, 2022	1,842	00:01:27
Dec 1, 2021 - Dec 31, 2021	2,088	00:01:08
% Change	-11.78%	27.57%
China		
Jan 1, 2022 - Jan 31, 2022	1,072	00:00:35
Dec 1, 2021 - Dec 31, 2021	1,271	00:00:40
% Change	-15.66%	-11.99%
Germany		
Jan 1, 2022 - Jan 31, 2022	440	00:01:28
Dec 1, 2021 - Dec 31, 2021	378	00:03:39
% Change	16.40%	-59.77%
United Kingdom		
Jan 1, 2022 - Jan 31, 2022	386	00:01:23
Dec 1, 2021 - Dec 31, 2021	469	00:02:13
% Change	-17.70%	-37.66%
Turkey		
Jan 1, 2022 - Jan 31, 2022	286	00:01:22
Dec 1, 2021 - Dec 31, 2021	293	00:01:23
% Change	-2.39%	-0.24%
Canada		
Jan 1, 2022 - Jan 31, 2022	235	00:01:44
Dec 1, 2021 - Dec 31, 2021	271	00:00:59
% Change	-13.28%	77.37%
France		
Jan 1, 2022 - Jan 31, 2022	216	00:01:15
Dec 1, 2021 - Dec 31, 2021	161	00:01:10
% Change	34.16%	8.02%
Italy		
Jan 1, 2022 - Jan 31, 2022	188	00:00:55
Dec 1, 2021 - Dec 31, 2021	174	00:00:47
% Change	8.05%	17.17%
Iran		

Browser

Browser	Pageviews
Chrome	
Jan 1, 2022 - Jan 31, 2022	12,646
Dec 1, 2021 - Dec 31, 2021	14,195
% Change	-10.91%
Safari	
Jan 1, 2022 - Jan 31, 2022	2,058
Dec 1, 2021 - Dec 31, 2021	2,530
% Change	-18.66%
Edge	
Jan 1, 2022 - Jan 31, 2022	1,527
Dec 1, 2021 - Dec 31, 2021	1,468
% Change	4.02%
Firefox	
Jan 1, 2022 - Jan 31, 2022	1,162
Dec 1, 2021 - Dec 31, 2021	1,453
% Change	-20.03%
Opera	
Jan 1, 2022 - Jan 31, 2022	326
Dec 1, 2021 - Dec 31, 2021	280
% Change	16.43%
Mozilla Compatible Agent	
Jan 1, 2022 - Jan 31, 2022	203
Dec 1, 2021 - Dec 31, 2021	205
% Change	-0.98%
UC Browser	
Jan 1, 2022 - Jan 31, 2022	159
Dec 1, 2021 - Dec 31, 2021	146
% Change	8.90%
Internet Explorer	
Jan 1, 2022 - Jan 31, 2022	81
Dec 1, 2021 - Dec 31, 2021	127
% Change	-36.22%
Samsung Internet	
Jan 1, 2022 - Jan 31, 2022	66
Dec 1, 2021 - Dec 31, 2021	91
% Change	-27.47%
Android Webview	
Jan 1, 2022 - Jan 31, 2022	60
Dec 1, 2021 - Dec 31, 2021	41
% Change	46.34%


% New Visits




Jan 1, 2022 - Jan 31, 2022	177	00:00:45
Dec 1, 2021 - Dec 31, 2021	252	00:03:18
% Change	-29.76%	-77.36%


78.20%
Avg for View: 78.20% (0.00%) 


Unique Visitors

Jan 1, 2022 - Jan 31, 2022
9,471
% of Total: 100.00% (9,471) 


Dec 1, 2021 - Dec 31, 2021
10,032
% of Total: 100.00% (10,032) 


Pageviews

Jan 1, 2022 - Jan 31, 2022
18,338
% of Total: 100.00% (18,338) 


Dec 1, 2021 - Dec 31, 2021
20,640
% of Total: 100.00% (20,640) 

Pages / Visit

Jan 1, 2022 - Jan 31, 2022
1.64
Avg for View: 1.64 (0.00%) 

Dec 1, 2021 - Dec 31, 2021
1.67
Avg for View: 1.67 (0.00%) 

Avg. Time on Page

Jan 1, 2022 - Jan 31, 2022
00:02:07
Avg for View: 00:02:07 (0.00%) 

Dec 1, 2021 - Dec 31, 2021
00:02:14
Avg for View: 00:02:14 (0.00%) 