

My Dashboard

Jan 1, 2020 - Jan 31, 2020
Compare to: Dec 1, 2019 - Dec 31, 2019

All Users
+0.00% Sessions

Visits

Jan 1, 2020 - Jan 31, 2020

12,450

% of Total: 100.00% (12,450)

Dec 1, 2019 - Dec 31, 2019

15,145

% of Total: 100.00% (15,145)

Visits

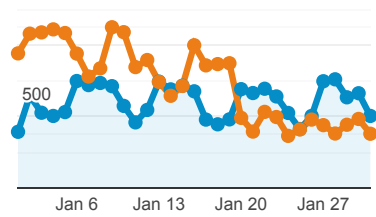
Jan 1, 2020 - Jan 31, 2020:

● Sessions

Dec 1, 2019 - Dec 31, 2019:

● Sessions

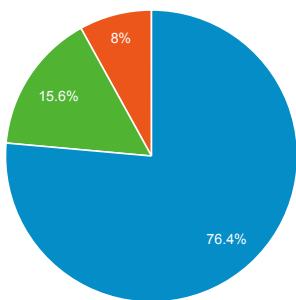
1,000



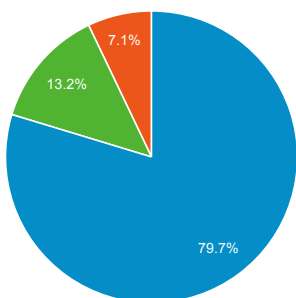
Visits by Traffic Type

organic direct referral twitter

Jan 1, 2020 - Jan 31, 2020



Dec 1, 2019 - Dec 31, 2019

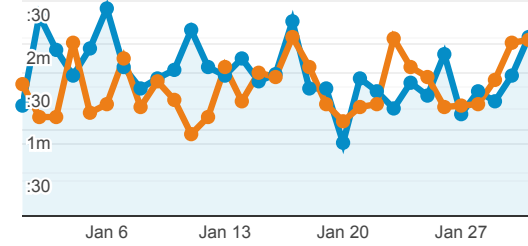


Visits and Pageviews by Mobile

Avg. Visit Duration

Jan 1, 2020 - Jan 31, 2020: ● Avg. Session Duration

Dec 1, 2019 - Dec 31, 2019: ● Avg. Session Duration



Visits and Avg. Visit Duration by Country / Territory

Country	Sessions	Avg. Session Duration
United States		
Jan 1, 2020 - Jan 31, 2020	2,621	00:01:17
Dec 1, 2019 - Dec 31, 2019	3,143	00:01:15
% Change	-16.61%	3.09%
India		
Jan 1, 2020 - Jan 31, 2020	2,177	00:01:55
Dec 1, 2019 - Dec 31, 2019	3,253	00:01:26
% Change	-33.08%	32.80%
United Kingdom		
Jan 1, 2020 - Jan 31, 2020	648	00:01:27
Dec 1, 2019 - Dec 31, 2019	580	00:01:17
% Change	11.72%	13.68%
Germany		
Jan 1, 2020 - Jan 31, 2020	565	00:01:54
Dec 1, 2019 - Dec 31, 2019	553	00:01:43
% Change	2.17%	9.98%
Canada		
Jan 1, 2020 - Jan 31, 2020	431	00:01:28
Dec 1, 2019 - Dec 31, 2019	427	00:01:34
% Change	0.94%	-6.43%
China		

% New Visits

Jan 1, 2020 - Jan 31, 2020

78.55%

Avg for View: 78.55% (0.00%)

Dec 1, 2019 - Dec 31, 2019

79.78%

Avg for View: 79.78% (0.00%)

Unique Visitors

Jan 1, 2020 - Jan 31, 2020

10,176

% of Total: 100.00% (10,176)

Dec 1, 2019 - Dec 31, 2019

12,610

% of Total: 100.00% (12,610)

Pageviews

Jan 1, 2020 - Jan 31, 2020

22,801

% of Total: 100.00% (22,801)

Dec 1, 2019 - Dec 31, 2019

26,293

% of Total: 100.00% (26,293)

Pages / Visit

Jan 1, 2020 - Jan 31, 2020

1.83

Avg for View: 1.83 (0.00%)

Dec 1, 2019 - Dec 31, 2019

1.74

Avg for View: 1.74 (0.00%)

Avg. Time on Page

Jan 1, 2020 - Jan 31, 2020

00:01:58

Avg for View: 00:01:58 (0.00%)

Dec 1, 2019 - Dec 31, 2019

00:01:59

Avg for View: 00:01:59 (0.00%)

Mobile (Including Tablet)	Sessions	Pageviews			
			Jan 1, 2020 - Jan 31, 2020	425	00:01:06
No			Dec 1, 2019 - Dec 31, 2019	582	00:01:27
Jan 1, 2020 - Jan 31, 2020	9,383	17,968	% Change	-26.98%	-24.11%
			Japan		
Dec 1, 2019 - Dec 31, 2019	11,045	20,114	Jan 1, 2020 - Jan 31, 2020	375	00:01:01
% Change	-15.05%	-10.67%	Dec 1, 2019 - Dec 31, 2019	414	00:00:41
Yes			% Change	-9.42%	48.72%
Jan 1, 2020 - Jan 31, 2020	3,067	4,833	Turkey		
Dec 1, 2019 - Dec 31, 2019	4,100	6,179	Jan 1, 2020 - Jan 31, 2020	293	00:01:40
% Change	-25.20%	-21.78%	Dec 1, 2019 - Dec 31, 2019	493	00:01:25
			% Change	-40.57%	18.01%
			France		
			Jan 1, 2020 - Jan 31, 2020	273	00:01:00
			Dec 1, 2019 - Dec 31, 2019	231	00:02:17
			% Change	18.18%	-56.00%
			Italy		
			Jan 1, 2020 - Jan 31, 2020	200	00:00:54
			Dec 1, 2019 - Dec 31, 2019	195	00:00:52
			% Change	2.56%	5.36%