

# My Dashboard

Jan 1, 2017 - Jan 31, 2017  
Compare to: Dec 1, 2016 - Dec 31, 2016

All Users  
+0.00% Sessions

## Visits

Jan 1, 2017 - Jan 31, 2017

**9,617**

% of Total: 100.00% (9,617)

Dec 1, 2016 - Dec 31, 2016

**11,819**

% of Total: 100.00% (11,819)

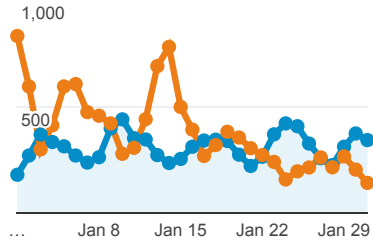
## Visits

Jan 1, 2017 - Jan 31, 2017:

Sessions

Dec 1, 2016 - Dec 31, 2016:

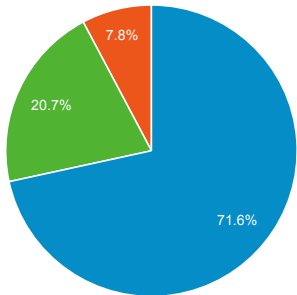
Sessions



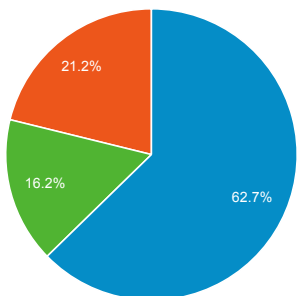
## Visits by Traffic Type

organic direct referral

Jan 1, 2017 - Jan 31, 2017



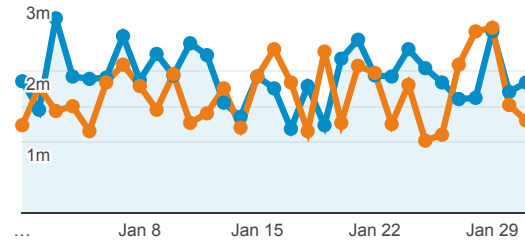
Dec 1, 2016 - Dec 31, 2016



## Avg. Visit Duration

Jan 1, 2017 - Jan 31, 2017: Avg. Session Duration

Dec 1, 2016 - Dec 31, 2016: Avg. Session Duration



## Visits and Avg. Visit Duration by Country / Territory

Country	Sessions	Avg. Session Duration
United States		
Jan 1, 2017 - Jan 31, 2017	1,989	00:02:15
Dec 1, 2016 - Dec 31, 2016	2,143	00:01:28
<b>% Change</b>	<b>-7.19%</b>	<b>54.40%</b>
India		
Jan 1, 2017 - Jan 31, 2017	1,378	00:01:28
Dec 1, 2016 - Dec 31, 2016	1,654	00:01:18
<b>% Change</b>	<b>-16.69%</b>	<b>13.42%</b>
Canada		
Jan 1, 2017 - Jan 31, 2017	404	00:02:10
Dec 1, 2016 - Dec 31, 2016	364	00:02:31
<b>% Change</b>	<b>10.99%</b>	<b>-13.82%</b>
United Kingdom		
Jan 1, 2017 - Jan 31, 2017	402	00:01:40
Dec 1, 2016 - Dec 31, 2016	303	00:01:49
<b>% Change</b>	<b>32.67%</b>	<b>-8.53%</b>
Germany		
Jan 1, 2017 - Jan 31, 2017	385	00:01:35
Dec 1, 2016 - Dec 31, 2016	313	00:02:01
<b>% Change</b>	<b>23.00%</b>	<b>-21.44%</b>

## % New Visits

Jan 1, 2017 - Jan 31, 2017

**73.41%**

Avg for View: 73.41% (0.00%)

Dec 1, 2016 - Dec 31, 2016

**77.23%**

Avg for View: 77.23% (0.00%)

## Unique Visitors

Jan 1, 2017 - Jan 31, 2017

**7,431**

% of Total: 100.00% (7,431)

Dec 1, 2016 - Dec 31, 2016

**9,557**

% of Total: 100.00% (9,557)

## Pageviews

Jan 1, 2017 - Jan 31, 2017

**19,818**

% of Total: 100.00% (19,818)

Dec 1, 2016 - Dec 31, 2016

**23,368**

% of Total: 100.00% (23,368)

## Pages / Visit

Jan 1, 2017 - Jan 31, 2017

**2.06**

Avg for View: 2.06 (0.00%)

Dec 1, 2016 - Dec 31, 2016

**1.98**

Avg for View: 1.98 (0.00%)

## Avg. Time on Page

Jan 1, 2017 - Jan 31, 2017

**00:01:47**

Avg for View: 00:01:47 (0.00%)

Dec 1, 2016 - Dec 31, 2016

**00:01:40**

Avg for View: 00:01:40 (0.00%)

## Visits and Pageviews by Mobile

Mobile (Including Tablet)	Sessions	Pageviews			
Iran					
			Jan 1, 2017 - Jan 31, 2017	273	00:03:24
			Dec 1, 2016 - Dec 31, 2016	234	00:02:53
No			<b>% Change</b>	<b>16.67%</b>	<b>18.04%</b>
Jan 1, 2017 - Jan 31, 2017	7,919	17,356	France		
Dec 1, 2016 - Dec 31, 2016	8,169	16,999	Jan 1, 2017 - Jan 31, 2017	265	00:01:14
<b>% Change</b>	<b>-3.06%</b>	<b>2.10%</b>	Dec 1, 2016 - Dec 31, 2016	204	00:01:40
Yes			<b>% Change</b>	<b>29.90%</b>	<b>-25.48%</b>
Jan 1, 2017 - Jan 31, 2017	1,698	2,462	Turkey		
Dec 1, 2016 - Dec 31, 2016	3,650	6,369	Jan 1, 2017 - Jan 31, 2017	257	00:02:14
<b>% Change</b>	<b>-53.48%</b>	<b>-61.34%</b>	Dec 1, 2016 - Dec 31, 2016	325	00:01:05
			<b>% Change</b>	<b>-20.92%</b>	<b>105.56%</b>
			China		
			Jan 1, 2017 - Jan 31, 2017	204	00:01:25
			Dec 1, 2016 - Dec 31, 2016	362	00:02:50
			<b>% Change</b>	<b>-43.65%</b>	<b>-49.84%</b>
			Portugal		
			Jan 1, 2017 - Jan 31, 2017	194	00:02:38
			Dec 1, 2016 - Dec 31, 2016	145	00:03:15
			<b>% Change</b>	<b>33.79%</b>	<b>-18.97%</b>