

# My Dashboard

Jan 1, 2016 - Jan 31, 2016  
Compare to: Dec 1, 2015 - Dec 31, 2015

All Sessions  
+0.00%

## Visits

Jan 1, 2016 - Jan 31, 2016

**7,432**

% of Total: 100.00% (7,432)



Dec 1, 2015 - Dec 31, 2015

**8,387**

% of Total: 100.00% (8,387)



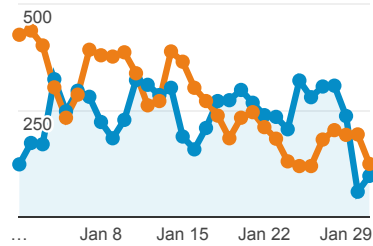
## Visits

Jan 1, 2016 - Jan 31, 2016:

● Sessions

Dec 1, 2015 - Dec 31, 2015:

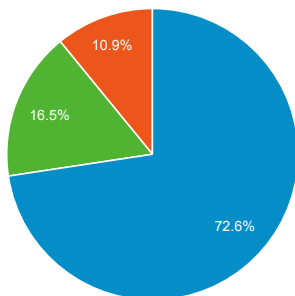
● Sessions



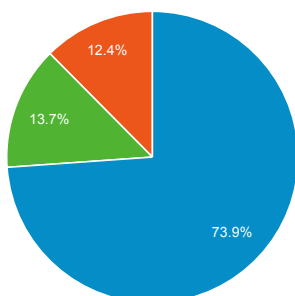
## Visits by Traffic Type

■ organic ■ referral ■ direct

Jan 1, 2016 - Jan 31, 2016



Dec 1, 2015 - Dec 31, 2015



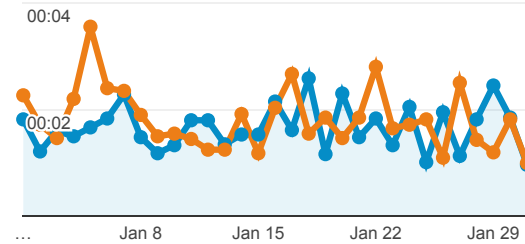
## Avg. Visit Duration

Jan 1, 2016 - Jan 31, 2016:

● Avg. Session Duration

Dec 1, 2015 - Dec 31, 2015:

● Avg. Session Duration



## Visits and Avg. Visit Duration by Country / Territory

Country	Sessions	Avg. Session Duration
United States		
Jan 1, 2016 - Jan 31, 2016	1,480	00:01:58
Dec 1, 2015 - Dec 31, 2015	1,988	00:01:56
<b>% Change</b>	<b>-25.55%</b>	<b>1.01%</b>
India		
Jan 1, 2016 - Jan 31, 2016	895	00:01:27
Dec 1, 2015 - Dec 31, 2015	1,206	00:02:05
<b>% Change</b>	<b>-25.79%</b>	<b>-30.50%</b>
Germany		
Jan 1, 2016 - Jan 31, 2016	475	00:01:40
Dec 1, 2015 - Dec 31, 2015	470	00:01:52
<b>% Change</b>	<b>1.06%</b>	<b>-10.91%</b>
United Kingdom		
Jan 1, 2016 - Jan 31, 2016	327	00:02:01
Dec 1, 2015 - Dec 31, 2015	282	00:01:44
<b>% Change</b>	<b>15.96%</b>	<b>16.06%</b>
Turkey		
Jan 1, 2016 - Jan 31, 2016	225	00:01:49
Dec 1, 2015 - Dec 31, 2015		

## % New Visits

Jan 1, 2016 - Jan 31, 2016

**74.99%**

Avg for View: 74.99% (0.00%)



Dec 1, 2015 - Dec 31, 2015

**74.38%**

Avg for View: 74.38% (0.00%)



## Unique Visitors

Jan 1, 2016 - Jan 31, 2016

**5,818**

% of Total: 100.00% (5,818)



Dec 1, 2015 - Dec 31, 2015

**6,544**

% of Total: 100.00% (6,544)



## Pageviews

Jan 1, 2016 - Jan 31, 2016

**14,515**

% of Total: 100.00% (14,515)



Dec 1, 2015 - Dec 31, 2015

**18,638**

% of Total: 100.00% (18,638)



## Pages / Visit

Jan 1, 2016 - Jan 31, 2016

**1.95**

Avg for View: 1.95 (0.00%)



Dec 1, 2015 - Dec 31, 2015

**2.22**

Avg for View: 2.22 (0.00%)



## Avg. Time on Page

Jan 1, 2016 - Jan 31, 2016

**00:01:44**

Avg for View: 00:01:44 (0.00%)



Dec 1, 2015 - Dec 31, 2015

**00:01:29**

Avg for View: 00:01:29 (0.00%)



## Visits and Pageviews by Mobile

Mobile (Including Tablet)	Sessions	Pageviews			
			Dec 1, 2015 - Dec 31, 2015	249	00:01:43
			<b>% Change</b>	<b>-9.64%</b>	<b>6.23%</b>
			Canada		
No			Jan 1, 2016 - Jan 31, 2016	224	00:02:10
Jan 1, 2016 - Jan 31, 2016	6,374	12,718	Dec 1, 2015 - Dec 31, 2015	239	00:01:03
Dec 1, 2015 - Dec 31, 2015	7,066	16,806	<b>% Change</b>	<b>-6.28%</b>	<b>104.96%</b>
<b>% Change</b>	<b>-9.79%</b>	<b>-24.32%</b>	France		
Yes			Jan 1, 2016 - Jan 31, 2016	206	00:01:45
Jan 1, 2016 - Jan 31, 2016	1,058	1,797	Dec 1, 2015 - Dec 31, 2015	196	00:01:06
Dec 1, 2015 - Dec 31, 2015	1,321	1,832	<b>% Change</b>	<b>5.10%</b>	<b>58.56%</b>
<b>% Change</b>	<b>-19.91%</b>	<b>-1.91%</b>	Netherlands		
			Jan 1, 2016 - Jan 31, 2016	171	00:02:04
			Dec 1, 2015 - Dec 31, 2015	150	00:01:11
			<b>% Change</b>	<b>14.00%</b>	<b>75.44%</b>
			China		
			Jan 1, 2016 - Jan 31, 2016	143	00:01:47
			Dec 1, 2015 - Dec 31, 2015	107	00:03:14
			<b>% Change</b>	<b>33.64%</b>	<b>-44.93%</b>
			Italy		
			Jan 1, 2016 - Jan 31, 2016	129	00:01:12
			Dec 1, 2015 - Dec 31, 2015	81	00:01:39
			<b>% Change</b>	<b>59.26%</b>	<b>-26.61%</b>