

My Dashboard

Jan 1, 2015 - Jan 31, 2015
Compare to: Dec 1, 2014 - Dec 31, 2014

All Sessions
+0.00%

Visits

Jan 1, 2015 - Jan 31, 2015

5,456

% of Total: 100.00% (5,456)

Dec 1, 2014 - Dec 31, 2014

5,574

% of Total: 100.00% (5,574)

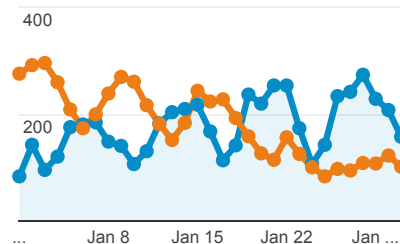
Visits

Jan 1, 2015 - Jan 31, 2015:

● Sessions

Dec 1, 2014 - Dec 31, 2014:

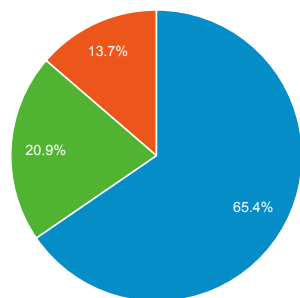
● Sessions



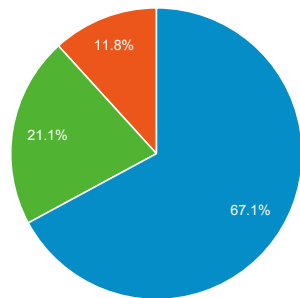
Visits by Traffic Type

■ organic ■ referral ■ direct

Jan 1, 2015 - Jan 31, 2015



Dec 1, 2014 - Dec 31, 2014



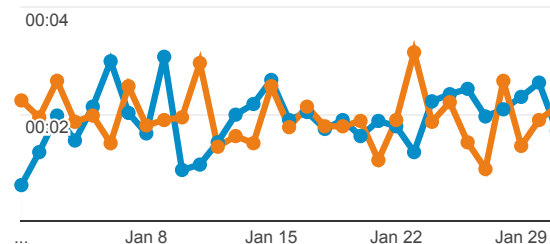
Avg. Visit Duration

Jan 1, 2015 - Jan 31, 2015:

● Avg. Session Duration

Dec 1, 2014 - Dec 31, 2014:

● Avg. Session Duration



Visits and Avg. Visit Duration by Country / Territory

| Country | Sessions | Avg. Session Duration |
|----------------------------|---------------|-----------------------|
| United States | | |
| Jan 1, 2015 - Jan 31, 2015 | 1,171 | 00:02:33 |
| Dec 1, 2014 - Dec 31, 2014 | 1,261 | 00:02:10 |
| % Change | -7.14% | 18.01% |
| India | | |
| Jan 1, 2015 - Jan 31, 2015 | 572 | 00:01:47 |
| Dec 1, 2014 - Dec 31, 2014 | 599 | 00:01:47 |
| % Change | -4.51% | -0.12% |
| Germany | | |
| Jan 1, 2015 - Jan 31, 2015 | 313 | 00:02:14 |
| Dec 1, 2014 - Dec 31, 2014 | 194 | 00:02:22 |
| % Change | 61.34% | -6.06% |
| United Kingdom | | |
| Jan 1, 2015 - Jan 31, 2015 | 222 | 00:01:02 |
| Dec 1, 2014 - Dec 31, 2014 | 202 | 00:01:16 |
| % Change | 9.90% | -17.85% |
| Canada | | |
| Jan 1, 2015 - Jan 31, 2015 | 214 | 00:01:56 |
| Dec 1, 2014 - Dec 31, 2014 | | |

% New Visits

Jan 1, 2015 - Jan 31, 2015

77.82%

Avg for View: 77.82% (0.00%)

Dec 1, 2014 - Dec 31, 2014

77.25%

Avg for View: 77.25% (0.00%)

Unique Visitors

Jan 1, 2015 - Jan 31, 2015

4,437

% of Total: 100.00% (4,437)

Dec 1, 2014 - Dec 31, 2014

4,530

% of Total: 100.00% (4,530)

Pageviews

Jan 1, 2015 - Jan 31, 2015

12,019

% of Total: 100.00% (12,019)

Dec 1, 2014 - Dec 31, 2014

12,381

% of Total: 100.00% (12,381)

Pages / Visit

Jan 1, 2015 - Jan 31, 2015

2.20

Avg for View: 2.20 (0.00%)

Dec 1, 2014 - Dec 31, 2014

2.22

Avg for View: 2.22 (0.00%)

Avg. Time on Page

Jan 1, 2015 - Jan 31, 2015

00:01:37

Avg for View: 00:01:37 (0.00%)

Dec 1, 2014 - Dec 31, 2014

00:01:37

Avg for View: 00:01:37 (0.00%)

Visits and Pageviews by Mobile

| Mobile (Including Tablet) | Sessions | Pageviews | | | |
|----------------------------|---------------|---------------|----------------------------|----------------|----------------|
| | | | Dec 1, 2014 - Dec 31, 2014 | 177 | 00:01:29 |
| | | | % Change | 20.90% | 30.63% |
| | | | China | | |
| No | | | Jan 1, 2015 - Jan 31, 2015 | 183 | 00:01:56 |
| Jan 1, 2015 - Jan 31, 2015 | 4,807 | 11,031 | Dec 1, 2014 - Dec 31, 2014 | 148 | 00:02:33 |
| Dec 1, 2014 - Dec 31, 2014 | 5,031 | 11,469 | % Change | 23.65% | -24.01% |
| % Change | -4.45% | -3.82% | France | | |
| Yes | | | Jan 1, 2015 - Jan 31, 2015 | 183 | 00:03:16 |
| Jan 1, 2015 - Jan 31, 2015 | 649 | 988 | Dec 1, 2014 - Dec 31, 2014 | 140 | 00:01:14 |
| Dec 1, 2014 - Dec 31, 2014 | 543 | 912 | % Change | 30.71% | 164.23% |
| % Change | 19.52% | 8.33% | Turkey | | |
| | | | Jan 1, 2015 - Jan 31, 2015 | 143 | 00:02:22 |
| | | | Dec 1, 2014 - Dec 31, 2014 | 199 | 00:01:27 |
| | | | % Change | -28.14% | 64.03% |
| | | | Brazil | | |
| | | | Jan 1, 2015 - Jan 31, 2015 | 136 | 00:03:16 |
| | | | Dec 1, 2014 - Dec 31, 2014 | 127 | 00:01:26 |
| | | | % Change | 7.09% | 128.68% |
| | | | Iran | | |
| | | | Jan 1, 2015 - Jan 31, 2015 | 130 | 00:02:40 |
| | | | Dec 1, 2014 - Dec 31, 2014 | 129 | 00:01:26 |
| | | | % Change | 0.78% | 85.87% |