

My Dashboard

Feb 1, 2022 - Feb 28, 2022
Compare to: Jan 1, 2022 - Jan 31, 2022

All Users
+0.00% Sessions

Visits

Feb 1, 2022 - Feb 28, 2022

10,931

% of Total: 100.00% (10,931)

Jan 1, 2022 - Jan 31, 2022

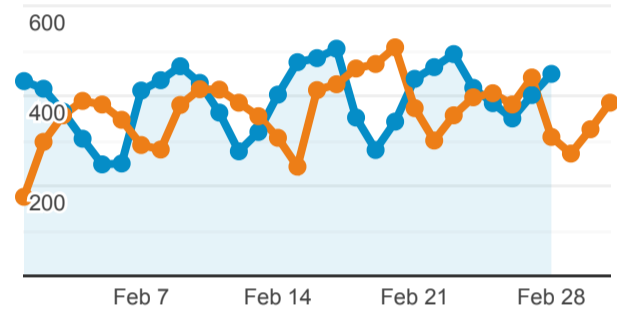
11,215

% of Total: 100.00% (11,215)

Visits

Feb 1, 2022 - Feb 28, 2022: Sessions

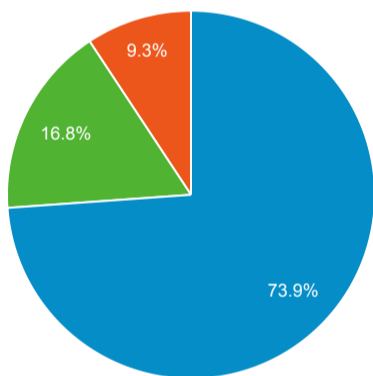
Jan 1, 2022 - Jan 31, 2022: Sessions



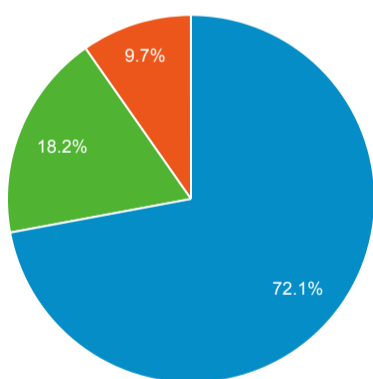
Visits by Traffic Type

organic direct referral (not set)

Feb 1, 2022 - Feb 28, 2022



Jan 1, 2022 - Jan 31, 2022



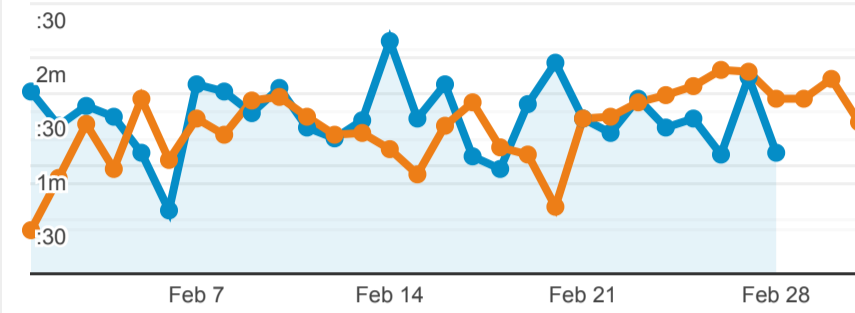
Visits and Pageviews by Mobile

Mobile (Including Tablet)	Sessions	Pageviews
No		
Feb 1, 2022 - Feb 28, 2022	8,128	14,246
Jan 1, 2022 - Jan 31, 2022	8,043	14,143
% Change	1.06%	0.73%
Yes		
Feb 1, 2022 - Feb 28, 2022	2,803	3,857
Jan 1, 2022 - Jan 31, 2022	3,172	4,195
% Change	-11.63%	-8.06%

Avg. Visit Duration

Feb 1, 2022 - Feb 28, 2022: Avg. Session Duration

Jan 1, 2022 - Jan 31, 2022: Avg. Session Duration



Visits and Avg. Visit Duration by Country / Territory

Country	Sessions	Avg. Session Duration
United States		
Feb 1, 2022 - Feb 28, 2022	2,392	00:01:23
Jan 1, 2022 - Jan 31, 2022	1,842	00:01:27
% Change	29.86%	-4.80%
India		
Feb 1, 2022 - Feb 28, 2022	2,349	00:01:29
Jan 1, 2022 - Jan 31, 2022	2,378	00:01:14
% Change	-1.22%	20.44%
China		
Feb 1, 2022 - Feb 28, 2022	879	00:00:39
Jan 1, 2022 - Jan 31, 2022	1,072	00:00:35
% Change	-18.00%	12.83%
Germany		
Feb 1, 2022 - Feb 28, 2022	402	00:01:24
Jan 1, 2022 - Jan 31, 2022	440	00:01:28
% Change	-8.64%	-4.82%
Canada		
Feb 1, 2022 - Feb 28, 2022	329	00:00:50
Jan 1, 2022 - Jan 31, 2022	235	00:01:44
% Change	40.00%	-52.15%
United Kingdom		
Feb 1, 2022 - Feb 28, 2022	309	00:01:35
Jan 1, 2022 - Jan 31, 2022	386	00:01:23
% Change	-19.95%	14.10%
France		
Feb 1, 2022 - Feb 28, 2022	212	00:01:21
Jan 1, 2022 - Jan 31, 2022	216	00:01:15
% Change	-1.85%	7.86%
Philippines		
Feb 1, 2022 - Feb 28, 2022	171	00:02:06
Jan 1, 2022 - Jan 31, 2022	152	00:01:30
% Change	12.50%	40.15%
Italy		
Feb 1, 2022 - Feb 28, 2022	165	00:01:28
Jan 1, 2022 - Jan 31, 2022	188	00:00:55
% Change	-12.23%	59.26%
Pakistan		

% New Visits

Feb 1, 2022 - Feb 28, 2022

79.43%

Avg for View: 79.43% (0.00%)

Jan 1, 2022 - Jan 31, 2022

80.20%

Avg for View: 80.20% (0.00%)

Unique Visitors

Feb 1, 2022 - Feb 28, 2022

8,959

% of Total: 100.00% (8,959)

Jan 1, 2022 - Jan 31, 2022

9,471

% of Total: 100.00% (9,471)

Pageviews

Feb 1, 2022 - Feb 28, 2022

18,103

% of Total: 100.00% (18,103)

Jan 1, 2022 - Jan 31, 2022

18,338

% of Total: 100.00% (18,338)

Pages / Visit

Feb 1, 2022 - Feb 28, 2022

1.66

Avg for View: 1.66 (0.00%)

Jan 1, 2022 - Jan 31, 2022

1.64

Avg for View: 1.64 (0.00%)

Avg. Time on Page

Feb 1, 2022 - Feb 28, 2022

00:02:13

Avg for View: 00:02:13 (0.00%)

Jan 1, 2022 - Jan 31, 2022

00:02:07

Avg for View: 00:02:07 (0.00%)

Feb 1, 2022 - Feb 28, 2022	163	00:02:58
Jan 1, 2022 - Jan 31, 2022	165	00:00:54
% Change	-1.21%	230.10%

