

My Dashboard

Feb 1, 2020 - Feb 29, 2020
Compare to: Jan 3, 2020 - Jan 31, 2020

All Users
+0.00% Sessions

Visits

Feb 1, 2020 - Feb 29, 2020

13,840

% of Total: 100.00% (13,840)

Jan 3, 2020 - Jan 31, 2020

11,761

% of Total: 100.00% (11,761)

Visits and Visits

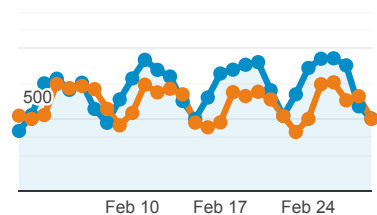
Feb 1, 2020 - Feb 29, 2020:

● Sessions

Jan 3, 2020 - Jan 31, 2020:

● Sessions

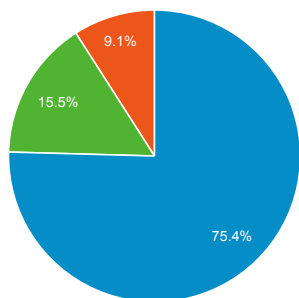
1,000



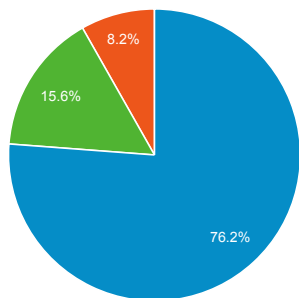
Visits by Traffic Type

organic direct referral twitter

Feb 1, 2020 - Feb 29, 2020



Jan 3, 2020 - Jan 31, 2020

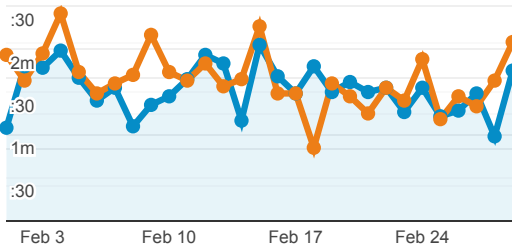


Visits and Pageviews by Mobile

Avg. Visit Duration

Feb 1, 2020 - Feb 29, 2020: ● Avg. Session Duration

Jan 3, 2020 - Jan 31, 2020: ● Avg. Session Duration



Visits and Avg. Visit Duration by Country / Territory

Country	Sessions	Avg. Session Duration
United States		
Feb 1, 2020 - Feb 29, 2020	3,388	00:01:11
Jan 3, 2020 - Jan 31, 2020	2,538	00:01:16
% Change	33.49%	-6.97%
India		
Feb 1, 2020 - Feb 29, 2020	2,041	00:01:38
Jan 3, 2020 - Jan 31, 2020	2,016	00:01:55
% Change	1.24%	-15.20%
United Kingdom		
Feb 1, 2020 - Feb 29, 2020	631	00:00:56
Jan 3, 2020 - Jan 31, 2020	614	00:01:28
% Change	2.77%	-36.38%
Canada		
Feb 1, 2020 - Feb 29, 2020	597	00:03:09
Jan 3, 2020 - Jan 31, 2020	415	00:01:27
% Change	43.86%	117.10%
China		
Feb 1, 2020 - Feb 29, 2020	537	00:00:44
Jan 3, 2020 - Jan 31, 2020	398	00:01:06
% Change	34.92%	-32.41%
Germany		

Browser

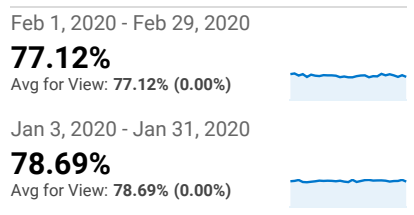
Browser	Pageviews
Chrome	
Feb 1, 2020 - Feb 29, 2020	17,639
Jan 3, 2020 - Jan 31, 2020	14,935
% Change	18.11%
Safari	
Feb 1, 2020 - Feb 29, 2020	2,398
Jan 3, 2020 - Jan 31, 2020	2,233
% Change	7.39%
Firefox	
Feb 1, 2020 - Feb 29, 2020	2,144
Jan 3, 2020 - Jan 31, 2020	2,439
% Change	-12.10%
Edge	
Feb 1, 2020 - Feb 29, 2020	1,046
Jan 3, 2020 - Jan 31, 2020	567
% Change	84.48%
UC Browser	
Feb 1, 2020 - Feb 29, 2020	383
Jan 3, 2020 - Jan 31, 2020	293
% Change	30.72%
Opera	
Feb 1, 2020 - Feb 29, 2020	318
Jan 3, 2020 - Jan 31, 2020	296
% Change	7.43%
Internet Explorer	
Feb 1, 2020 - Feb 29, 2020	282
Jan 3, 2020 - Jan 31, 2020	244
% Change	15.57%
Samsung Internet	
Feb 1, 2020 - Feb 29, 2020	93
Jan 3, 2020 - Jan 31, 2020	135
% Change	-31.11%
Opera Mini	
Feb 1, 2020 - Feb 29, 2020	71
Jan 3, 2020 - Jan 31, 2020	161
% Change	-55.90%

Mobile (Including Tablet)	Sessions	Pageviews
No		
Feb 1, 2020 - Feb 29, 2020	10,994	20,285
Jan 3, 2020 - Jan 31, 2020	8,902	16,962
% Change	23.50%	19.59%
Yes		
Feb 1, 2020 - Feb 29, 2020	2,846	4,234
Jan 3, 2020 - Jan 31, 2020	2,859	4,496
% Change	-0.45%	-5.83%

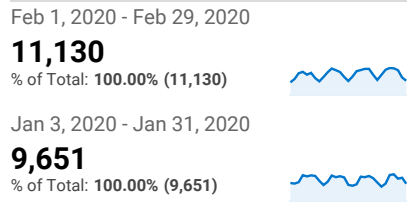
Feb 1, 2020 - Feb 29, 2020	487	00:01:15
Jan 3, 2020 - Jan 31, 2020	544	00:01:54
% Change	-10.48%	-34.52%
Malaysia		
Feb 1, 2020 - Feb 29, 2020	430	00:02:31
Jan 3, 2020 - Jan 31, 2020	100	00:01:56
% Change	330.00%	29.59%
Japan		
Feb 1, 2020 - Feb 29, 2020	311	00:00:18
Jan 3, 2020 - Jan 31, 2020	354	00:01:02
% Change	-12.15%	-71.20%
Italy		
Feb 1, 2020 - Feb 29, 2020	220	00:01:46
Jan 3, 2020 - Jan 31, 2020	186	00:00:57
% Change	18.28%	86.24%
Philippines		
Feb 1, 2020 - Feb 29, 2020	199	00:02:10
Jan 3, 2020 - Jan 31, 2020	92	00:01:27
% Change	116.30%	49.83%

Android Webview	
Feb 1, 2020 - Feb 29, 2020	50
Jan 3, 2020 - Jan 31, 2020	51
% Change	-1.96%

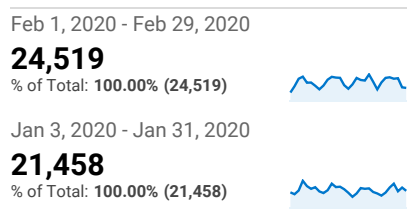
% New Visits



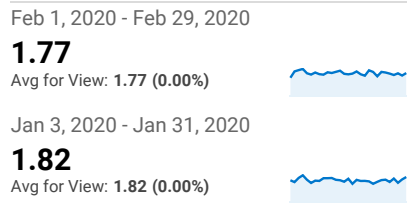
Unique Visitors



Pageviews



Pages / Visit



Avg. Time on Page

