

My Dashboard

Feb 1, 2019 - Feb 28, 2019
Compare to: Jan 4, 2019 - Jan 31, 2019

All Users
+0.00% Sessions

Visits

Feb 1, 2019 - Feb 28, 2019

12,031

% of Total: 100.00% (12,031)

Jan 4, 2019 - Jan 31, 2019

11,407

% of Total: 100.00% (11,407)

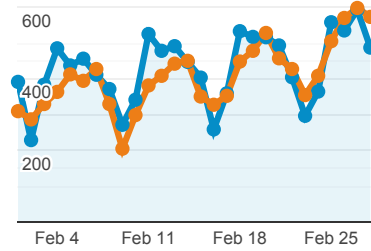
Visits

Feb 1, 2019 - Feb 28, 2019:

● Sessions

Jan 4, 2019 - Jan 31, 2019:

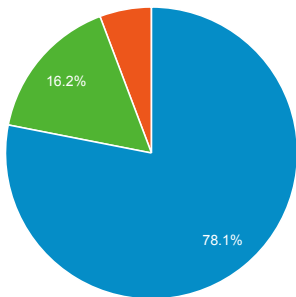
● Sessions



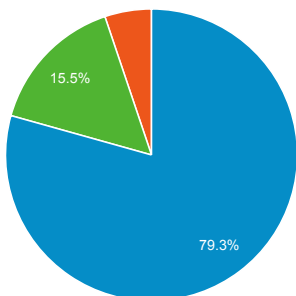
Visits by Traffic Type

organic direct referral
twitter

Feb 1, 2019 - Feb 28, 2019



Jan 4, 2019 - Jan 31, 2019

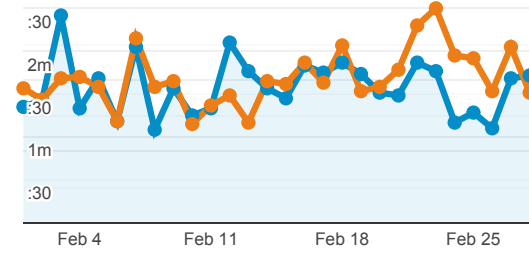


Visits and Pageviews by Mobile

Avg. Visit Duration

Feb 1, 2019 - Feb 28, 2019: ● Avg. Session Duration

Jan 4, 2019 - Jan 31, 2019: ● Avg. Session Duration



Visits and Avg. Visit Duration by Country / Territory

Country	Sessions	Avg. Session Duration
United States		
Feb 1, 2019 - Feb 28, 2019	2,927	00:01:24
Jan 4, 2019 - Jan 31, 2019	2,048	00:01:25
% Change	42.92%	-0.83%
India		
Feb 1, 2019 - Feb 28, 2019	2,081	00:01:32
Jan 4, 2019 - Jan 31, 2019	1,642	00:01:33
% Change	26.74%	-1.09%
United Kingdom		
Feb 1, 2019 - Feb 28, 2019	581	00:01:29
Jan 4, 2019 - Jan 31, 2019	512	00:01:25
% Change	13.48%	4.97%
Germany		
Feb 1, 2019 - Feb 28, 2019	486	00:01:32
Jan 4, 2019 - Jan 31, 2019	564	00:01:21
% Change	-13.83%	13.87%
Canada		
Feb 1, 2019 - Feb 28, 2019	465	00:01:08
Jan 4, 2019 - Jan 31, 2019	373	00:01:04
% Change	24.66%	6.75%
Spain		

% New Visits

Feb 1, 2019 - Feb 28, 2019

78.12%

Avg for View: 78.12% (0.00%)

Jan 4, 2019 - Jan 31, 2019

74.66%

Avg for View: 74.66% (0.00%)

Unique Visitors

Feb 1, 2019 - Feb 28, 2019

9,855

% of Total: 100.00% (9,855)

Jan 4, 2019 - Jan 31, 2019

8,967

% of Total: 100.00% (8,967)

Pageviews

Feb 1, 2019 - Feb 28, 2019

21,976

% of Total: 100.00% (21,976)

Jan 4, 2019 - Jan 31, 2019

21,043

% of Total: 100.00% (21,043)

Pages / Visit

Feb 1, 2019 - Feb 28, 2019

1.83

Avg for View: 1.83 (0.00%)

Jan 4, 2019 - Jan 31, 2019

1.84

Avg for View: 1.84 (0.00%)

Avg. Time on Page

Feb 1, 2019 - Feb 28, 2019

00:01:53

Avg for View: 00:01:53 (0.00%)

Jan 4, 2019 - Jan 31, 2019

00:01:59

Avg for View: 00:01:59 (0.00%)

Mobile (Including Tablet)	Sessions	Pageviews			
			Feb 1, 2019 - Feb 28, 2019	238	00:02:04
No			Jan 4, 2019 - Jan 31, 2019	184	00:03:00
Feb 1, 2019 - Feb 28, 2019	9,792	18,360	% Change	29.35%	-31.28%
Jan 4, 2019 - Jan 31, 2019	9,392	18,147	China		
% Change	4.26%	1.17%	Feb 1, 2019 - Feb 28, 2019	212	00:01:01
Yes			Jan 4, 2019 - Jan 31, 2019	312	00:01:29
Feb 1, 2019 - Feb 28, 2019	2,239	3,616	% Change	-32.05%	-31.41%
Jan 4, 2019 - Jan 31, 2019	2,015	2,896	France		
% Change	11.12%	24.86%	Feb 1, 2019 - Feb 28, 2019	207	00:01:12
			Jan 4, 2019 - Jan 31, 2019	231	00:00:45
			% Change	-10.39%	58.74%
			Netherlands		
			Feb 1, 2019 - Feb 28, 2019	206	00:01:47
			Jan 4, 2019 - Jan 31, 2019	178	00:01:39
			% Change	15.73%	7.63%
			Japan		
			Feb 1, 2019 - Feb 28, 2019	199	00:00:27
			Jan 4, 2019 - Jan 31, 2019	210	00:00:51
			% Change	-5.24%	-47.08%