

My Dashboard

Feb 1, 2018 - Feb 28, 2018
Compare to: Jan 4, 2018 - Jan 31, 2018

All Users
+0.00% Sessions

Visits

Feb 1, 2018 - Feb 28, 2018

12,664
% of Total: 100.00% (12,664)

Jan 4, 2018 - Jan 31, 2018

10,883
% of Total: 100.00% (10,883)

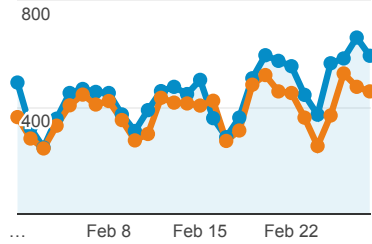
Visits

Feb 1, 2018 - Feb 28, 2018:

● Sessions

Jan 4, 2018 - Jan 31, 2018:

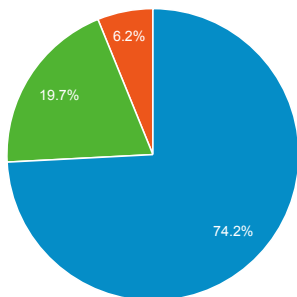
● Sessions



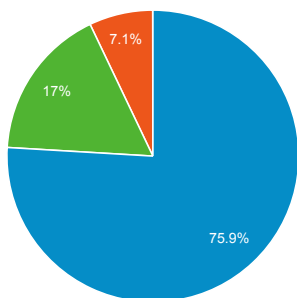
Visits by Traffic Type

organic direct referral
twitter www.bit.ly/2mymMAh

Feb 1, 2018 - Feb 28, 2018



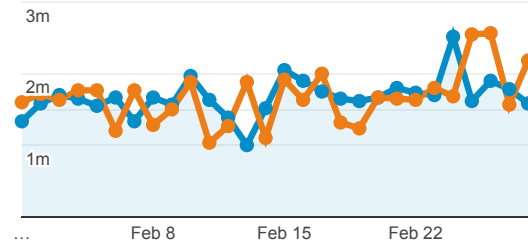
Jan 4, 2018 - Jan 31, 2018



Avg. Visit Duration

Feb 1, 2018 - Feb 28, 2018: ● Avg. Session Duration

Jan 4, 2018 - Jan 31, 2018: ● Avg. Session Duration



Visits and Avg. Visit Duration by Country / Territory

Country	Sessions	Avg. Session Duration
United States		
Feb 1, 2018 - Feb 28, 2018	2,900	00:01:13
Jan 4, 2018 - Jan 31, 2018	2,172	00:01:21
% Change	33.52%	-8.86%
India		
Feb 1, 2018 - Feb 28, 2018	1,809	00:01:33
Jan 4, 2018 - Jan 31, 2018	1,589	00:01:32
% Change	13.85%	1.70%
Poland		
Feb 1, 2018 - Feb 28, 2018	650	00:03:18
Jan 4, 2018 - Jan 31, 2018	190	00:01:19
% Change	242.11%	150.37%
United Kingdom		
Feb 1, 2018 - Feb 28, 2018	585	00:01:39
Jan 4, 2018 - Jan 31, 2018	538	00:01:29
% Change	8.74%	10.74%
Germany		
Feb 1, 2018 - Feb 28, 2018	480	00:01:28
Jan 4, 2018 - Jan 31, 2018	512	00:01:31
% Change	-6.25%	-2.69%

% New Visits

Feb 1, 2018 - Feb 28, 2018

75.70%
Avg for View: 75.70% (0.00%)

Jan 4, 2018 - Jan 31, 2018

75.87%
Avg for View: 75.87% (0.00%)

Unique Visitors

Feb 1, 2018 - Feb 28, 2018

10,056
% of Total: 100.00% (10,056)

Jan 4, 2018 - Jan 31, 2018

8,627
% of Total: 100.00% (8,627)

Pageviews

Feb 1, 2018 - Feb 28, 2018

22,745
% of Total: 100.00% (22,745)

Jan 4, 2018 - Jan 31, 2018

19,765
% of Total: 100.00% (19,765)

Pages / Visit

Feb 1, 2018 - Feb 28, 2018

1.80
Avg for View: 1.80 (0.00%)

Jan 4, 2018 - Jan 31, 2018

1.82
Avg for View: 1.82 (0.00%)

Avg. Time on Page

Feb 1, 2018 - Feb 28, 2018

00:02:04
Avg for View: 00:02:04 (0.00%)

Jan 4, 2018 - Jan 31, 2018

00:02:01
Avg for View: 00:02:01 (0.00%)

Visits and Pageviews by Mobile

Mobile (Including Tablet)	Sessions	Pageviews
No		
Feb 1, 2018 - Feb 28, 2018	10,368	19,349
Jan 4, 2018 - Jan 31, 2018	8,786	16,551
% Change	18.01%	16.91%
Yes		
Feb 1, 2018 - Feb 28, 2018	2,296	3,396
Jan 4, 2018 - Jan 31, 2018	2,097	3,214
% Change	9.49%	5.66%

Canada

Feb 1, 2018 - Feb 28, 2018	401	00:01:44
Jan 4, 2018 - Jan 31, 2018	316	00:01:05
% Change	26.90%	60.40%
France		
Feb 1, 2018 - Feb 28, 2018	309	00:02:05
Jan 4, 2018 - Jan 31, 2018	300	00:00:51
% Change	3.00%	147.86%
Netherlands		
Feb 1, 2018 - Feb 28, 2018	234	00:01:31
Jan 4, 2018 - Jan 31, 2018	200	00:01:15
% Change	17.00%	21.51%
Italy		
Feb 1, 2018 - Feb 28, 2018	232	00:00:58
Jan 4, 2018 - Jan 31, 2018	229	00:02:46
% Change	1.31%	-65.03%
Philippines		
Feb 1, 2018 - Feb 28, 2018	203	00:01:41
Jan 4, 2018 - Jan 31, 2018	193	00:02:42
% Change	5.18%	-37.97%