

My Dashboard

Feb 1, 2017 - Feb 28, 2017
Compare to: Jan 4, 2017 - Jan 31, 2017

All Users
+0.00% Sessions

Visits

Feb 1, 2017 - Feb 28, 2017

10,543

% of Total: 100.00% (10,543)

Jan 4, 2017 - Jan 31, 2017

8,802

% of Total: 100.00% (8,802)

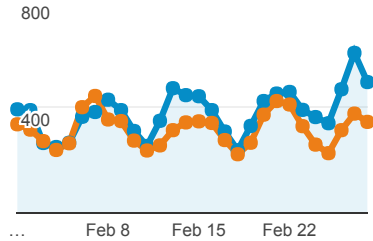
Visits

Feb 1, 2017 - Feb 28, 2017:

Sessions

Jan 4, 2017 - Jan 31, 2017:

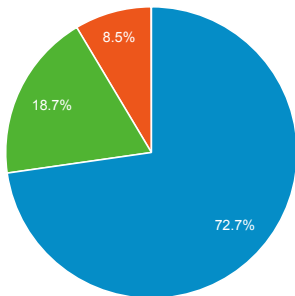
Sessions



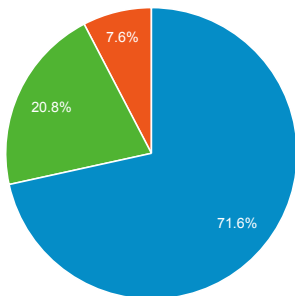
Visits by Traffic Type

organic direct referral twitter

Feb 1, 2017 - Feb 28, 2017



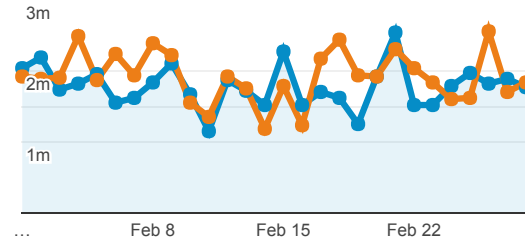
Jan 4, 2017 - Jan 31, 2017



Avg. Visit Duration

Feb 1, 2017 - Feb 28, 2017: Avg. Session Duration

Jan 4, 2017 - Jan 31, 2017: Avg. Session Duration



Visits and Avg. Visit Duration by Country / Territory

Country	Sessions	Avg. Session Duration
United States		
Feb 1, 2017 - Feb 28, 2017	2,569	00:01:47
Jan 4, 2017 - Jan 31, 2017	1,863	00:02:10
% Change	37.90%	-17.39%
India		
Feb 1, 2017 - Feb 28, 2017	1,482	00:01:08
Jan 4, 2017 - Jan 31, 2017	1,238	00:01:24
% Change	19.71%	-18.61%
United Kingdom		
Feb 1, 2017 - Feb 28, 2017	428	00:01:07
Jan 4, 2017 - Jan 31, 2017	371	00:01:31
% Change	15.36%	-25.78%
Germany		
Feb 1, 2017 - Feb 28, 2017	404	00:01:20
Jan 4, 2017 - Jan 31, 2017	361	00:01:31
% Change	11.91%	-11.63%
Canada		
Feb 1, 2017 - Feb 28, 2017	384	00:02:57
Jan 4, 2017 - Jan 31, 2017	391	00:02:15
% Change	-1.79%	31.50%

% New Visits

Feb 1, 2017 - Feb 28, 2017

75.01%

Avg for View: 75.01% (0.00%)

Jan 4, 2017 - Jan 31, 2017

73.36%

Avg for View: 73.36% (0.00%)

Unique Visitors

Feb 1, 2017 - Feb 28, 2017

8,372

% of Total: 100.00% (8,372)

Jan 4, 2017 - Jan 31, 2017

6,823

% of Total: 100.00% (6,823)

Pageviews

Feb 1, 2017 - Feb 28, 2017

20,356

% of Total: 100.00% (20,356)

Jan 4, 2017 - Jan 31, 2017

18,067

% of Total: 100.00% (18,067)

Pages / Visit

Feb 1, 2017 - Feb 28, 2017

1.93

Avg for View: 1.93 (0.00%)

Jan 4, 2017 - Jan 31, 2017

2.05

Avg for View: 2.05 (0.00%)

Avg. Time on Page

Feb 1, 2017 - Feb 28, 2017

00:01:54

Avg for View: 00:01:54 (0.00%)

Jan 4, 2017 - Jan 31, 2017

00:01:47

Avg for View: 00:01:47 (0.00%)

Visits and Pageviews by Mobile

Mobile (Including Tablet)	Sessions	Pageviews			
Russia					
			Feb 1, 2017 - Feb 28, 2017	325	00:00:38
			Jan 4, 2017 - Jan 31, 2017	87	00:01:13
No			% Change	273.56%	-47.60%
France					
Feb 1, 2017 - Feb 28, 2017	8,538	17,160	Feb 1, 2017 - Feb 28, 2017	271	00:02:32
Jan 4, 2017 - Jan 31, 2017	7,291	15,903	Jan 4, 2017 - Jan 31, 2017	243	00:01:16
% Change	17.10%	7.90%	% Change	11.52%	99.89%
Malaysia					
Yes					
Feb 1, 2017 - Feb 28, 2017	2,005	3,196	Feb 1, 2017 - Feb 28, 2017	233	00:05:46
Jan 4, 2017 - Jan 31, 2017	1,511	2,164	Jan 4, 2017 - Jan 31, 2017	42	00:01:06
% Change	32.69%	47.69%	% Change	454.76%	425.32%
China					
			Feb 1, 2017 - Feb 28, 2017	228	00:01:05
			Jan 4, 2017 - Jan 31, 2017	156	00:01:45
			% Change	46.15%	-38.15%
Iran					
			Feb 1, 2017 - Feb 28, 2017	201	00:02:12
			Jan 4, 2017 - Jan 31, 2017	250	00:03:32
			% Change	-19.60%	-37.92%