

My Dashboard

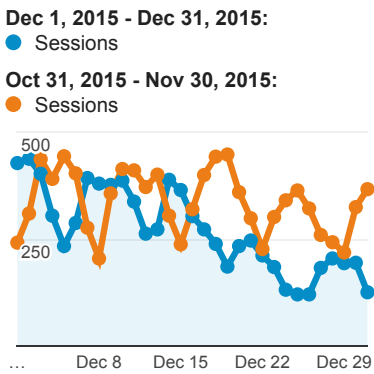
Dec 1, 2015 - Dec 31, 2015
Compare to: Oct 31, 2015 - Nov 30, 2015

All Sessions
+0.00%

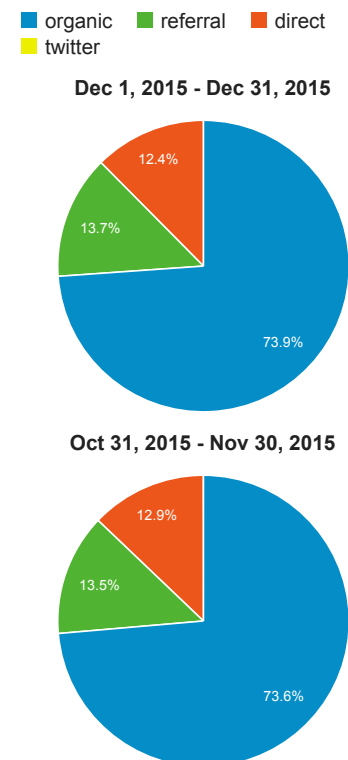
Visits



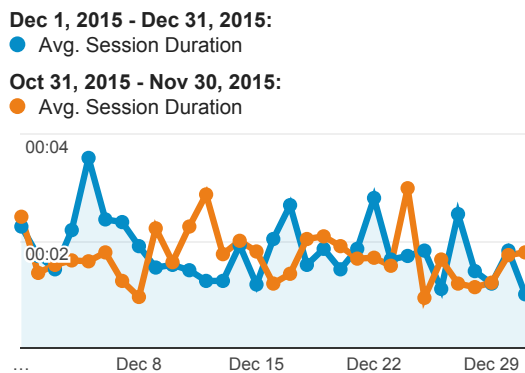
Visits



Visits by Traffic Type




Avg. Visit Duration



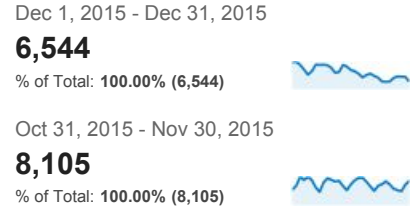
Visits and Avg. Visit Duration by Country / Territory

Country	Sessions	Avg. Session Duration
United States		
Dec 1, 2015 - Dec 31, 2015	1,988	00:01:56
Oct 31, 2015 - Nov 30, 2015	2,661	00:02:13
% Change	-25.29%	-12.72%
India		
Dec 1, 2015 - Dec 31, 2015	1,206	00:02:05
Oct 31, 2015 - Nov 30, 2015	1,309	00:01:21
% Change	-7.87%	55.20%
Germany		
Dec 1, 2015 - Dec 31, 2015	470	00:01:52
Oct 31, 2015 - Nov 30, 2015	407	00:01:12
% Change	15.48%	55.71%
United Kingdom		
Dec 1, 2015 - Dec 31, 2015	282	00:01:44
Oct 31, 2015 - Nov 30, 2015	426	00:01:35
% Change	-33.80%	9.55%
Turkey		
Dec 1, 2015 - Dec 31, 2015	249	00:01:43
Oct 31, 2015 - Nov 30, 2015		

% New Visits



Unique Visitors



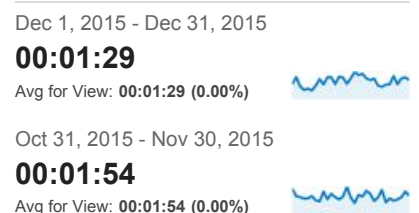
Pageviews



Pages / Visit



Avg. Time on Page



Visits and Pageviews by Mobile

Mobile (Including Tablet)	Sessions	Pageviews			
			Oct 31, 2015 - Nov 30, 2015	236	00:01:51
			% Change	5.51%	-7.64%
			Canada		
No			Dec 1, 2015 - Dec 31, 2015	239	00:01:03
Dec 1, 2015 - Dec 31, 2015	7,066	16,806	Oct 31, 2015 - Nov 30, 2015	334	00:01:22
Oct 31, 2015 - Nov 30, 2015	8,982	17,777	% Change	-28.44%	-22.45%
% Change	-21.33%	-5.46%	France		
Yes			Dec 1, 2015 - Dec 31, 2015	196	00:01:06
Dec 1, 2015 - Dec 31, 2015	1,321	1,832	Oct 31, 2015 - Nov 30, 2015	159	00:01:26
Oct 31, 2015 - Nov 30, 2015	1,435	2,147	% Change	23.27%	-22.53%
% Change	-7.94%	-14.67%	Iran		
			Dec 1, 2015 - Dec 31, 2015	195	00:02:22
			Oct 31, 2015 - Nov 30, 2015	179	00:02:44
			% Change	8.94%	-13.25%
			Spain		
			Dec 1, 2015 - Dec 31, 2015	156	00:01:31
			Oct 31, 2015 - Nov 30, 2015	125	00:02:08
			% Change	24.80%	-28.94%
			Netherlands		
			Dec 1, 2015 - Dec 31, 2015	150	00:01:11
			Oct 31, 2015 - Nov 30, 2015	169	00:01:18
			% Change	-11.24%	-9.18%