

My Dashboard

Dec 1, 2022 - Dec 31, 2022
Compare to: Nov 1, 2022 - Nov 30, 2022

All Users
+0.00% Sessions

Visits

Dec 1, 2022 - Dec 31, 2022

5,603

% of Total: 100.00% (5,603)

Nov 1, 2022 - Nov 30, 2022

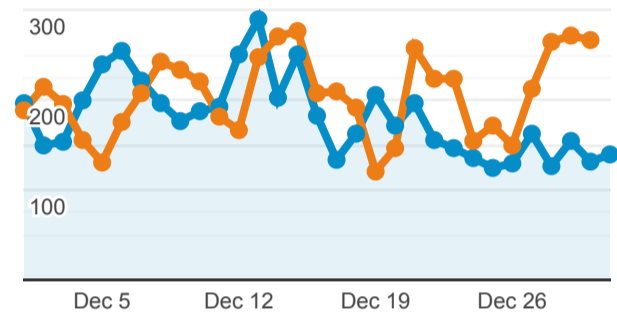
6,162

% of Total: 100.00% (6,162)

Visits

Dec 1, 2022 - Dec 31, 2022: Sessions

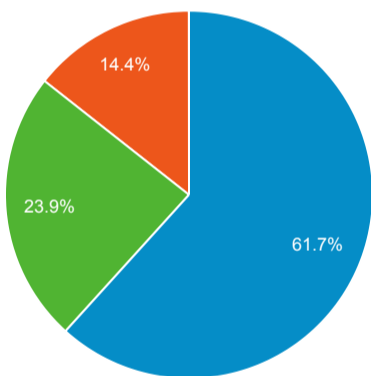
Nov 1, 2022 - Nov 30, 2022: Sessions



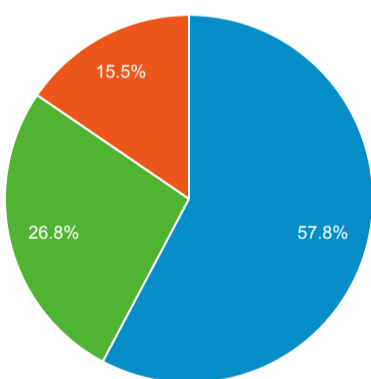
Visits by Traffic Type

organic direct referral (not set)

Dec 1, 2022 - Dec 31, 2022



Nov 1, 2022 - Nov 30, 2022



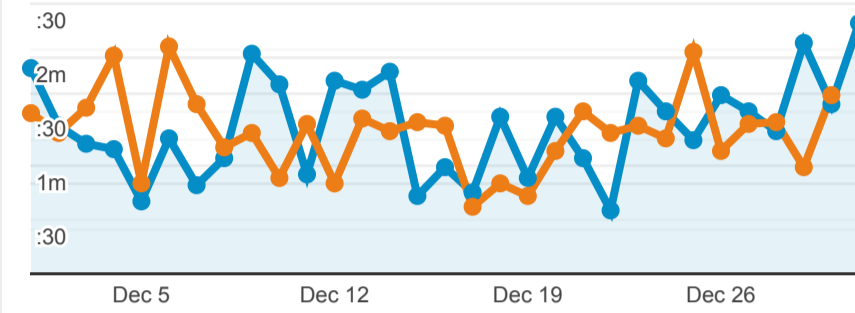
Visits and Pageviews by Mobile

Mobile (Including Tablet)	Sessions	Pageviews
No		
Dec 1, 2022 - Dec 31, 2022	4,141	6,920
Nov 1, 2022 - Nov 30, 2022	4,920	8,612
% Change	-15.83%	-19.65%
Yes		
Dec 1, 2022 - Dec 31, 2022	1,462	1,990
Nov 1, 2022 - Nov 30, 2022	1,242	1,649
% Change	17.71%	20.68%

Avg. Visit Duration

Dec 1, 2022 - Dec 31, 2022: Avg. Session Duration

Nov 1, 2022 - Nov 30, 2022: Avg. Session Duration



Visits and Avg. Visit Duration by Country / Territory

Country	Sessions	Avg. Session Duration
India		
Dec 1, 2022 - Dec 31, 2022	956	00:01:11
Nov 1, 2022 - Nov 30, 2022	686	00:01:01
% Change	39.36%	16.36%
United States		
Dec 1, 2022 - Dec 31, 2022	876	00:01:16
Nov 1, 2022 - Nov 30, 2022	1,292	00:01:22
% Change	-32.20%	-7.41%
China		
Dec 1, 2022 - Dec 31, 2022	454	00:00:32
Nov 1, 2022 - Nov 30, 2022	546	00:00:59
% Change	-16.85%	-45.70%
Turkey		
Dec 1, 2022 - Dec 31, 2022	239	00:01:58
Nov 1, 2022 - Nov 30, 2022	127	00:01:07
% Change	88.19%	75.90%
Germany		
Dec 1, 2022 - Dec 31, 2022	218	00:01:22
Nov 1, 2022 - Nov 30, 2022	204	00:00:42
% Change	6.86%	92.82%
United Kingdom		
Dec 1, 2022 - Dec 31, 2022	166	00:01:27
Nov 1, 2022 - Nov 30, 2022	244	00:01:47
% Change	-31.97%	-18.81%
Canada		
Dec 1, 2022 - Dec 31, 2022	154	00:01:27
Nov 1, 2022 - Nov 30, 2022	181	00:01:05
% Change	-14.92%	34.79%
Russia		
Dec 1, 2022 - Dec 31, 2022	139	00:00:32
Nov 1, 2022 - Nov 30, 2022	102	00:00:37
% Change	36.27%	-14.88%
Italy		
Dec 1, 2022 - Dec 31, 2022	114	00:02:32
Nov 1, 2022 - Nov 30, 2022	111	00:02:17
% Change	2.70%	10.97%
France		

% New Visits

Dec 1, 2022 - Dec 31, 2022

79.05%

Avg for View: 79.05% (0.00%)

Nov 1, 2022 - Nov 30, 2022

76.66%

Avg for View: 76.66% (0.00%)

Unique Visitors

Dec 1, 2022 - Dec 31, 2022

4,619

% of Total: 100.00% (4,619)

Nov 1, 2022 - Nov 30, 2022

4,926

% of Total: 100.00% (4,926)

Pageviews

Dec 1, 2022 - Dec 31, 2022

8,910

% of Total: 100.00% (8,910)

Nov 1, 2022 - Nov 30, 2022

10,261

% of Total: 100.00% (10,261)

Pages / Visit

Dec 1, 2022 - Dec 31, 2022

1.59

Avg for View: 1.59 (0.00%)

Nov 1, 2022 - Nov 30, 2022

1.67

Avg for View: 1.67 (0.00%)

Avg. Time on Page

Dec 1, 2022 - Dec 31, 2022

00:02:17

Avg for View: 00:02:17 (0.00%)

Nov 1, 2022 - Nov 30, 2022

00:01:58

Avg for View: 00:01:58 (0.00%)

Dec 1, 2022 - Dec 31, 2022	89	00:00:50
Nov 1, 2022 - Nov 30, 2022	123	00:00:49
% Change	-27.64%	2.31%